

SCHMIDT BENDER

  EN



CATALOG 2026

HUNTING
COMPETITION
DEFENCE


**MADE IN
GERMANY**
— SINCE 1957 —





CONTENTS

HISTORY & VISION 7



Schmidt & Bender	7
More than Made in Germany	9

HUNTING 11



Unmatched performance in the field	11
Abbreviations: Hunting	13
Meta Series	14
3-18x42 Meta (1. FP)	16
3-18x42 Meta	18
1-8x24 Exos	20
Zenith Series	22
2.5-10x56 Zenith	24
3-12x50 Zenith	26
Klassik Series	28
2.5-10x56 Klassik	30
3-12x42 Klassik	32
3-12x50 Klassik	34
4-16x50 Klassik	36

COMPETITION 39



Innovation for High Performance	39
Abbreviations: Competition	41
1-8x24 Exos (TMR)	42
3-18x42 Meta (1. FP)	44
6-36x56 CM II High Performance	46
10-60x56 CM II High Performance	48

DEFENCE & COMPETITION 51



Defence & Competition	51
Abbrs.: Defence & Competition	53
1-8x24 PM II ShortDot Dual CC	54
3-12x50 PM II	56
3-20x50 PM II Ultra Short	58
5-20x50 PM II Ultra Short	60
5-25x56 PM II	62
3-27x56 PM II High Power	64
6-36x56 PM II High Performance	66
5-45x56 PM II High Power	68

ACCESSORIES 71



Protective Covers and Adapters	72
Sunshade	73
ARDs and Filters	74
Throw Lever V2	76
Light Shade Extender	77
Bags	78
Cleaning	79
Battery Cap	80
Screw on Caps and Carriers	81
Overview matrix	82

INFORMATION 85



Hunting First Focal Plane (1. FP)	86
Hunting Second Focal Plane (2. FP)	89
Defence & Competition First Focal Plane (1. FP)	90
Defence & Competition Second Focal Plane (2. FP)	95
Illumination technologies	97
Mount systems	99
Sensor-based auto-shutoff	101

INFORMATION 85

Turrets: Hunting	103
Turrets: Defence & Competition	107
Abbreviations: Functions	107
Turrets: Competition	108
Turrets: Defence & Competition	110
Technical Data: Hunting	112
Technical Data: Competition	114
Tech. Data: Defence & Competition	116
Service	120
Careers at Schmidt & Bender	123

MORE THAN 127



More than Performance	125
More than Technology	127
Sustainability in focus	129

**MADE IN
GERMANY**
– SINCE 1957 –

**MADE IN
GERMANY**
— SINCE 1957 —



Founders: Helmut Bender and Helmut Schmidt

From left to right: Werner Schmidt, Helmut Bender, Richard Schäfer, Dieter Seipp, Werner Schmidt and Helmut Schmidt.

SCHMIDT & BENDER

WORLD-CLASS RIFLESCOPES MADE IN GERMANY – THEN AND NOW

The success story of Schmidt & Bender began in 1957 in a small laundry room in Biebertal, Germany driven by a single ambition: to build the finest riflescopes in the world. Founders Helmut Schmidt and Helmut Bender, both precision mechanics, established the values of uncompromising quality and true craftsmanship that still define the family owned company today.

A key element of this philosophy is the close exchange with users. Whether in hunting, competition, or professional users, real-world experience and feedback directly influence product development and shape every detail. This foundation gave rise to the brand promise:

More than a riflescope. For almost 70 years, Schmidt & Bender has stood for unmatched precision, exceptional craftsmanship, and dedicated service. These values remain the basis of every product we create – then and now – always with the ambition to deliver nothing less than the best.

OUR HERITAGE

MORE PRECISION

Precision is at the core of every Schmidt & Bender riflescope. From the initial design concept to the final finishing steps, every detail is engineered to ensure accurate hits under all conditions. High resolution optics, finely tuned mechanics and clearly defined clicks guarantee repeatable, reliable shot placement. Continuous innovation ensures consistent performance even under heavy use. For Schmidt & Bender, precision is not merely a promise it is a measurable standard that has set benchmarks for decades.

MORE CRAFTSMANSHIP

Schmidt & Bender stands for robustness, reliability and exceptional manufacturing quality. Every riflescope undergoes a carefully coordinated

production process in which traditional craftsmanship and state of the art technology work seamlessly together. Before leaving the factory, each product is thoroughly inspected by experienced specialists in optics and precision mechanics and must meet the stringent requirements of our DIN ISO 9001:2015 certified quality management system.

MORE SERVICE

At Schmidt & Bender, individual customer support is a top priority. Qualified experts, deep technical know-how and a strong understanding of the demands in hunting, competition and professional use ensure a level of service that goes far beyond standard expectations. Modifications, maintenance and custom adaptations are highly valued by our customers across all segments.



**MADE IN
GERMANY
— SINCE 1957 —**

MORE THAN MADE IN GERMANY

OUR COMMITMENT SINCE 1957

What does Made in Germany mean for Schmidt & Bender? It stands for more than 65 years of technological excellence, deep regional responsibility, and true craftsmanship. As a third generation family owned company, we combine tradition with innovation by conviction and with uncompromising standards.

Our riflescopes embody uncompromising quality down to the smallest detail. Manufactured from high-grade metal components, precise engravings and optical elements from leading suppliers such as SCHOTT, they meet the highest demands for performance, precision and durability. Every manufacturing step is carried out by skilled specialists from the initial raw part to final inspection with carefully hand craftsmanship. A central pillar of our philosophy is the training and ongoing development of young professionals. It not only safeguards the future of our craft but also forms the foundation of the exceptional quality for which Schmidt & Bender is known worldwide. After their initial training, our employees undergo extensive further qualification through specialized courses and hands on instruction directly at the product. Manufacturing a Schmidt & Bender riflescope requires maximum precision, experience, and a deep understanding of optical and fine-mechanical processes.

We also maintain close partnerships with regional universities and support bachelor's,

master's and doctoral projects connecting scientific research with practical expertise and fostering innovation rooted in our region.

Decades of experience, state of the art technology and systematic quality inspections result in products that are not only precise but also exceptionally robust and fully serviceable for decades. Our riflescopes are designed so that even after many years of intensive use, they can be restored to perfect working condition true to our principle of preserving rather than replacing products.

Schmidt & Bender works closely with local suppliers and partners. Over 90 % of all components come from long-standing regional manufacturers. Short supply chains, high transparency and strengthening regional craftsmanship are just as important as safeguarding genuine German production.

Today, we are among the few manufacturers who truly produce in Germany. The result riflescopes that set global standards robust, reliable and built for generations.



UNMATCHED PERFORMANCE IN THE FIELD

HUNTING RIFLESCOPES

From hunters for hunters – Schmidt & Bender hunting riflescopes are trusted companions, delivering reliability and durability for unforgettable experiences in fields, forests, and open terrain. Today, hunting stands more than ever at the intersection of tradition and innovation.

With a strong commitment to sustainability and uncompromising functionality, Schmidt & Bender meets these expectations. The result is premium riflescopes that set new technological standards and represents the company philosophy: “More than a

riflescope.” Schmidt & Bender optics inspire hunters who demand the highest quality. Each riflescope is manufactured with exceptional precision and dedication to ensure outstanding performance, even under the most demanding conditions.

**MADE IN
GERMANY**
– SINCE 1957 –



CONFIDENT IN EVERY SITUATION

Hunters know that every hunting experience is unique. Each type of hunt places its own specific demands on the riflescope. With its wide range of premium riflescopes, Schmidt & Bender provides the right equipment for an ethical and precise shot.



STAND HUNTING

Stand hunting is typically performed at close to longer distances. Suitable riflescopes are characterized by a wide magnification range, high light transmission, and excellent contrast.



STALKING

Stalking requires reliable performance at close to medium distances – even into dusk. A wide field-of-view with variable magnification in a compact optic is essential here.



DRIVEN HUNT

In driven hunts, target acquisition must be fast. At short distances, a lightweight riflescope with a wide field-of-view, low magnification, and a daylight-bright red dot is indispensable.



MOUNTAIN HUNTING

For long-range shots in challenging terrain, low weight and high magnification are crucial. Riflescopes with ballistic turrets (BDC) and parallax adjustment provide the decisive advantage for precise long-range hunting.

ABBREVIATIONS: HUNTING

EXPLANATION OF HUNTING ICONS AND DISTANCE CATEGORIES

Whether short, medium, or extreme distances – every situation places unique demands on both riflescope and shooter. Whether static or dynamic shooting, the right combination of magnification, field-of-view, and reticle makes all the difference. Our product range is designed to equip you perfectly for every challenge.



DYNAMIC

In dynamic shooting, the target moves (e.g., running wild boar) or the shooter must acquire several targets in rapid sequence. A generous eye box and a wide field-of-view are essential to ensure fast and precise shots, even while in motion.

STATIC

Both target and shooter remain stationary. Before taking the shot, sufficient time is available to maximize precision and accuracy – quite the opposite of the fast-paced nature of dynamic shooting.



SHORT DISTANCE

For stalking, driven hunts, and stand hunting up to 100 m: Lightweight, compact riflescopes with low magnification and a wide field-of-view allow quick target acquisition. An illuminated red dot and an intuitive reticle support dynamic shooting, while a generous eye box compensates for imperfect shooting positions.

LONG RANGE

For stalking, stand hunting, or mountain hunting up to approx. 300 m: Larger riflescopes with higher magnification and tactical reticles (e.g., SBX, P5FL) enable precise static shooting. With repeatable BDC turrets or with our enhanced BDC II-B turret with preset distance indicators, fast shots at varying distances are no problem.

MEDIUM DISTANCE

For stalking and stand hunting up to approx. 200 m: Riflescopes with medium magnification and a wide field-of-view provide ideal visibility and target acquisition. Simple or slightly tactical reticles such as the P3 offer intuitive hold points. A user-friendly BDC turret enables quick adjustments – perfect for flexible use at medium ranges.

EXTREME LONG RANGE

Precision beyond 300 m: For mountain hunting, stalking, or the shooting range – long distances call for riflescopes with high magnification, large objective diameters, and tactical reticles such as SBX or P5FL. Some models offer precise ballistic turrets and optional position indicators (e.g., BDC II-B), providing the optimal solution for static shooting at extreme distances.



META SERIES

MAXIMUM PRECISION

The Meta Series was developed with one clear goal: maximum precision in a compact, highly functional format. The 3-18x42 Meta is the answer to modern hunting and competition demands – with a strong focus on handling, ruggedness and optical performance. The 3-18x magnification offers maximum flexibility from short and medium distances all the way to long range, with a wide field-of-view and

crystal-clear image quality right out to the edges. A standout feature of the Meta Series is its precise turrets. Shooters can choose between different elevation and windage turret options – depending on their needs, with functions such as Double-Turn (DT), Zero Stop and More Tactile Clicks (MTC). The turrets are intuitive to operate, provide crisp, exact clicks, and are designed for maximum repeatability.



3-18x42 Meta (1. FP)

PRECISION ON ANOTHER LEVEL

The new 3-18x42 Meta (1. FP) combines proven strengths with forward-looking technology – for the highest standards in hunting and competition. *P. 16*



3-18x42 Meta

IN A CLASS OF ITS OWN

With an exceptional field-of-view, well-thought-out ergonomics and technical sophistication, the 3-18x42 Meta delivers maximum precision in every application. *P. 18*

TECHNICAL DATA IN COMPARISON

Length (mm in)	328 12.913
Main tube diameter (mm in)	30 1.18
Weight (g oz)	780 27.51
Focal Plane	1
Internal objective diameter (mm in)	42 1.65
Outer diameter objective (mm in)	50 1.97
Outer diameter ocular (mm in)	48 1.89

Length (mm in)	328 12.913
Main tube diameter (mm in)	30 1.18
Weight (g oz)	680–720 23.99–25.40
Focal Plane	2
Internal objective diameter (mm in)	42 1.654
Outer diameter objective (mm in)	50 1.969
Outer diameter ocular (mm in)	48 1.890

HUNTING






3-18x42 Meta (1. FP)



PRECISION ON ANOTHER LEVEL

The Meta Series was developed with one clear goal: maximum precision in a compact, highly functional riflescope. The 3-18x42 Meta is the answer to modern hunting and competition requirements – with a strong focus on handling, ruggedness and optical performance. The 3-18x magnification offers maximum flexibility from short and medium distances all the way to long range, with a wide field-of-view and crystal-clear image

quality right out to the edges. A standout feature of the Meta Series is its precise turrets. Shooters can choose from different elevation and windage turret options – depending on their needs, with functions such as Double-Turn (DT), Zero Stop and More Tactile Clicks (MTC). The turrets are intuitive to operate, provide crisp, exact clicks, and are designed for 100% repeatability.



HUNTING

TECHNICAL DATA¹

1. Length (mm in)	328 12.913	6. Outer diameter objective (mm in)	50 1.969
2. Main tube diameter (mm in)	30 1.18	7. Outer diameter ocular (mm in)	48 1.890
3. Weight (g oz)	775–780 27.34–27.51	8. Exit pupil diameter (mm in)	8.3–2.3 0.33–0.09
4. Magnification	3–18	9. Field-of-view (m/100 m) (ft/100 yd)*	14.5–2.4 43.5–7.2
5. Internal objective diameter (mm in)	42 1.654	10. Parallax adjustment (m yd)	20 – ∞ 21.87 – ∞

RETICLES²

First Focal Plane (1. FP)

SBX-S

SBX

Second Focal Plane (2. FP)

-

TURRET CONFIGURATIONS³

Turrets	Elevation / Windage	ST12 LT / ST ZC LT	DT23 LT / ST ZC LT
Turret rotation		cw / ccw	cw / ccw
Click value		0.1 mrad	0.1 mrad
Adjustment range elevation		12 mrad	23.2 mrad
Adjustment range windage		±6 mrad	±6 mrad

* Field-of-view (USA) (m/100 m) | (ft/100 yd): 12.4–2.1 | 37.2–6.4

Further information: ¹Technical data from p. 112, ²Reticles from p. 86 and ³Turret configurations from p. 103.



3-18x42 Meta



IN A CLASS OF ITS OWN

The 3-18x42 Meta combines outstanding optical quality with high-performance capability. Its exceptionally large field-of-view, together with the LP7 reticle with red center dot, provides full situational awareness and rapid target acquisition. Maximum precision is ensured by the patented Zero Deviation Technology, the engraved parallax adjustment starting from 20 m, and a

large internal travel range. For optimized mounting, the 3-18x42 Meta features the new Light Parallax Integrated (LPI) system. The illumination control integrated into the parallax adjustment improves handling and makes operation easier for left-handed shooters as well. The slim riflescope is compatible with clip-on devices, and the robust ocular enables the use of add-on devices.

Also available with LMZ rail



TECHNICAL DATA¹

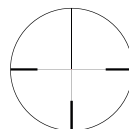
1. Length (mm in)	328 12.913	6. Outer diameter objective (mm in)	50 1.969
2. Main tube diameter (mm in) or LMZ	30 1.18 or LMZ	7. Outer diameter ocular (mm in)	48 1.890
3. Weight (g oz)	680–720 23.99–25.40	8. Exit pupil diameter (mm in)	8.3–2.3 0.33–0.09
4. Magnification	3–18	9. Field-of-view (m/100 m) (ft/100 yd)	14.5–2.4 43.5–7.2
5. Internal objective diameter (mm in)	42 1.654	10. Parallax adjustment (m yd)	20 – ∞ 21.87 – ∞

RETICLES²

First Focal Plane (1. FP)

—

Second Focal Plane (2. FP)



LP7

TURRET CONFIGURATIONS³

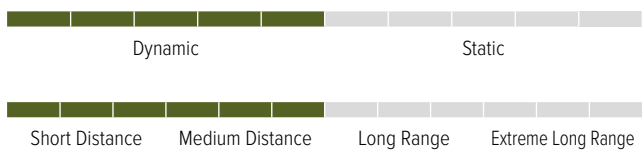


Turrets	Elevation / Windage	Posicon CT / Posicon CT	BDC II LT / Posicon CT	BDC II-B LT / Posicon CT	BDC II-B LT / BDC II LT
Turret rotation		cw	cw	cw	cw
Click value		1 cm / 100 m	1 cm / 100 m	1 cm / 100 m	1 cm / 100 m
Adjustment range elevation		305 cm / 100 m	100 cm / 100 m	100 cm / 100 m	100 cm / 100 m
Adjustment range windage		±152 cm / 100 m	±152 cm / 100 m	±152 cm / 100 m	±50 cm / 100 m

Further information: ¹ Technical data from p. 112, ² Reticles from p. 86 and ³ Turret configurations from p. 103.



1-8x24 Exos



UNCOMPROMISING POWER AT SHORT RANGE

The elegant 1-8x24 Exos with its patented Close Combat Mode (CC Mode) delivers outstandingly strong and absolutely precise performance at short and medium distances. With a true 1x magnification, parallax-free shooting is automatically set to 7 m and the riflescope can basically be used like a red dot sight. From 1.1x magnification onwards, parallax automatically switches to 100 m, enabling safe shot placement even at longer

distances, for example during stalking. The generous eye box and the daylight-bright FlashDot reticle support rapid target acquisition, also from an instable shooting position. Thanks to the optional tactical CQB2 reticle, the 1-8x24 Exos (TMR) can also be used for competition shooting. In the available and retrofit-ready TMR version, it is compatible with the optional Throw Lever magnification lever for faster magnification changes.

1-8x24 Exos (TMR) – perfect for 3-Gun, CQC and IPSC,
Further information can be found on page 42



INCLUDED:



Lens Cover Bikini Style

TECHNICAL DATA¹

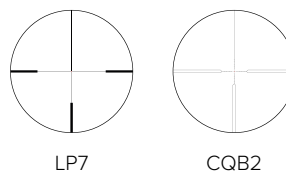
1. Length (mm in)	293 11.535	6. Outer diameter objective (mm in)	30 1.18
2. Main tube diameter (mm in)	30 1.18	7. Outer diameter ocular (mm in)	46.1 1.815
3. Weight (g oz)	570–605 20.11–21.34	8. Exit pupil diameter (mm in)	9.6–3.0 0.38–0.12
4. Magnification	1–8	9. Field-of-view (m/100 m) (ft/100 yd)	35.3–4.9 105.9–14.7
5. Internal objective diameter (mm in)	24 0.945	10. Parallax adjustment (m yd)	100 (7 m in CC-Mode) 109.36 (7.66 yd in CC-Mode)

RETICLES²

First Focal Plane (1. FP)

–

Second Focal Plane (2. FP)



TURRET CONFIGURATIONS³



Turrets	Elevation / Windage	Posicon CT / Posicon CT	BDC II LT / Posicon CT	BDC II-B LT / Posicon CT
Turret rotation		cw	cw	cw
Click value		1 cm / 100 m	1 cm / 100 m	1 cm / 100 m
Adjustment range elevation		230 cm / 100 m	100 cm / 100 m	100 cm / 100 m
Adjustment range windage		±115 cm / 100 m	±115 cm / 100 m	±115 cm / 100 m

Further information: ¹Technical data from p. 112, ²Reticles from p. 86 and ³Turret configurations from p. 103. Depending on the configuration, available with TMR adjustment ring; for more information see p. 42.



ZENITH SERIES

THE EXTRA EDGE IN TECHNOLOGY

For those who want more: the Zenith Series combines modern design with innovative technology and represents the next step beyond the Klassik Series. The rounded main tube design has been awarded with the Red Dot Design Award. Behind the reticle in the First Focal Plane (1. FP), the patented daylight-bright FlashDot illumination creates a

perfectly round illuminated red center dot. The diopter adjustment has been extended from -3 to $+2$ diopters, and Posicon adjustments or Bullet Drop Compensation (BDC) are available for elevation. The Zenith Series can also be used at night, as it is compatible with clip-on and add-on devices.



2.5-10x56 Zenith

PERFORMANCE THAT SPEAKS FOR ITSELF

High image quality and an excellent magnification range are the strengths of the 2.5-10x56 Zenith. *P. 24*



3-12x50 Zenith

BUILT TO MEET THE HIGHEST DEMANDS

With its high level of functionality, the 3-12x50 Zenith can be tailored precisely to individual needs. *P. 26*

TECHNICAL DATA IN COMPARISON

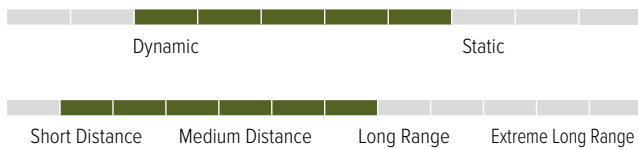
Length (mm in)	333 13.110
Main tube diameter (mm in)	30 1.18
Weight (g oz)	670 23.63
Focal Plane	1
Internal objective diameter (mm in)	56 2.205
Outer diameter objective (mm in)	62 2.441
Outer diameter ocular (mm in)	43.1 1.697

Length (mm in)	342 13.465
Main tube diameter (mm in)	30 1.18
Weight (g oz)	700–730 24.69–25.75
Focal Plane	1
Internal objective diameter (mm in)	50 1.969
Outer diameter objective (mm in)	57 2.244
Outer diameter ocular (mm in)	43.1 1.697





2.5-10x56 Zenith



PERFORMANCE THAT SPEAKS FOR ITSELF

The 2.5-10x56 Zenith is Schmidt & Bender's most proven and most sought-after hunting riflescope. Its high image quality combined with an excellent magnification range secures its top position. The large 56 mm objective delivers outstanding low-light performance for a

bright, sharp image. This makes it absolutely reliable and precise for evening hide hunting or hunting in challenging light conditions. The use of night-vision devices is also possible, making the riflescope even more versatile for hunting.



INCLUDED:



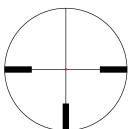
Lens Cover Bikini Style

TECHNICAL DATA¹

1. Length (mm in)	333 13.110	6. Outer diameter objective (mm in)	62 2.441
2. Main tube diameter (mm in)	30 1.18	7. Outer diameter ocular (mm in)	43.1 1.697
3. Weight (g oz)	670 23.63	8. Exit pupil diameter (mm in)	14.1–5.6 0.56–0.22
4. Magnification	2.5–10	9. Field-of-view (m/100 m) (ft/100 yd)	14.2–3.6 42.6–10.8
5. Internal objective diameter (mm in)	56 2.205	10. Parallax adjustment (m yd)	100 109.36

RETICLES²

First Focal Plane (1. FP)



FD7

Second Focal Plane (2. FP)

—

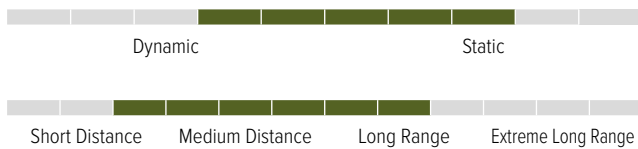
TURRET CONFIGURATIONS³



Turrets	Elevation / Windage	Posicon CT / Posicon CT
Turret rotation		cw
Click value		1 cm / 100 m
Adjustment range elevation		156 cm / 100 m
Adjustment range windage		±78 cm / 100 m



3-12x50 Zenith



BUILT TO MEET THE HIGHEST DEMANDS

Within the Zenith Series, the 3-12x50 Zenith offers the broadest range of applications and a high level of functionality. This allows it to be precisely configured to match the shooter's individual requirements. Alongside Posicon adjustments, a Bullet Drop Compensation

(BDC) configuration is also available, enabling flexible setup for different distances. Combined with up to 12x magnification, the 3-12x50 Zenith is perfectly suited for long-distance hunting shots beyond 300 m.



INCLUDED:



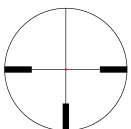
Lens Cover Bikini Style

TECHNICAL DATA¹

1. Length (mm in)	342 13.465	6. Outer diameter objective (mm in)	57 2.244
2. Main tube diameter (mm in)	30 1.18	7. Outer diameter ocular (mm in)	43.1 1.697
3. Weight (g oz)	700–730 24.69–25.75	8. Exit pupil diameter (mm in)	14.1–4.2 0.56–0.17
4. Magnification	3–12	9. Field-of-view (m/100 m) (ft/100 yd)	11.9–3.1 35.7–9.3
5. Internal objective diameter (mm in)	50 1.969	10. Parallax adjustment (m yd)	100 109.36

RETICLES²

First Focal Plane (1. FP)



FD7

Second Focal Plane (2. FP)

—

TURRET CONFIGURATIONS³



Turrets	Elevation / Windage	Posicon CT / Posicon CT	BDC / Posicon CT
Turret rotation		cw	cw
Click value		1 cm / 100 m	1 cm / 100 m
Adjustment range elevation		130 cm / 100 m	32 cm / 100 m
Adjustment range windage		±65 cm / 100 m	±65 cm / 100 m

Further information: ¹ Technical data from p. 112, ² Reticles from p. 86 and ³ Turret configurations from p. 103.



KLASSIK SERIES

RELIABILITY ROOTED IN TRADITION

Proven and reliable when it matters most – that is the Klassik Series. Performance, ruggedness and reliability are the foundation of these riflescopes. Combined with the consistently high optical and mechanical quality, the Klassik Series has been tested and trusted by hunters for decades. Thanks to its intuitive and easy handling, it is also a dependable companion for beginners and built for many years of hunting

use. Strong optical performance is achieved through high light transmission and the use of premium SCHOTT glass. The classic design is ideal for traditional rifles, allowing the slim main tube to be mounted low on the rifle. With various objective diameters and illuminated reticles in the First Focal Plane (1. FP), the Klassik Series is equipped for a wide range of needs.



2.5-10x56 Klassik

PROVEN OPTICS FOR HIDE HUNTING

Powerful and accurate: with its excellent magnification range, the 2.5-10x56 Klassik is perfectly suited for successful hide hunting. *P. 30*



3-12x42 Klassik

COMPACT DESIGN, FULL PERFORMANCE

Big performance in a compact size: the short and lightweight design of the 3-12x42 Klassik improves handling and enables a reliable mount. *P. 32*



3-12x50 Klassik

LEGENDARY OPTICS FOR HUNTING SUCCESS

Rugged construction and high precision define the 3-12x50 Klassik. Performance and design mirror the legendary 3-12x50 PM II riflescope. *P. 34*



4-16x50 Klassik

FOR LONG-DISTANCE HUNTING SHOTS

Built for confident long-distance hunting shots. The 4-16x50 Klassik impresses with a wide magnification range and precise half-centimeter click adjustment. *P. 36*

TECHNICAL DATA IN COMPARISON

Length (mm in)	385 15.157
Main tube diameter (mm in)	30 1.18
Weight (g oz)	630 22.22
Focal Plane	1
Internal objective diameter (mm in)	56 2.205
Outer diameter objective (mm in)	62 2.441
Outer diameter ocular (mm in)	43.1 1.697

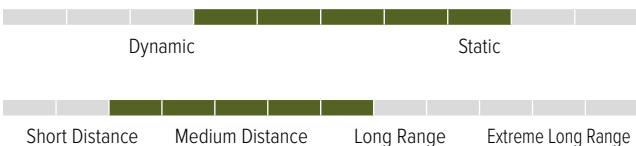
Length (mm in)	346 13.622
Main tube diameter (mm in)	30 1.18
Weight (g oz)	600–620 21.16–21.87
Focal Plane	1
Internal objective diameter (mm in)	42 1.654
Outer diameter objective (mm in)	50 1.969
Outer diameter ocular (mm in)	43.1 1.697

Length (mm in)	350 13.780
Main tube diameter (mm in)	30 1.18
Weight (g oz)	620–640 21.87–22.58
Focal Plane	1
Internal objective diameter (mm in)	50 1.969
Outer diameter objective (mm in)	57 2.244
Outer diameter ocular (mm in)	43.1 1.697

Length (mm in)	395 15.551
Main tube diameter (mm in)	30 1.18
Weight (g oz)	770–790 27.16–27.87
Focal Plane	1
Internal objective diameter (mm in)	50 1.969
Outer diameter objective (mm in)	57 2.244
Outer diameter ocular (mm in)	43.1 1.697



2.5-10x56 Klassik



PROVEN OPTICS FOR HIDE HUNTING

Successful hide hunting at any time of day calls for a reliably powerful riflescope. This is exactly where the 2.5-10x56 Klassik proves its strengths. The 4x magnification, combined with high optical quality, delivers optimal precision across various distances. With its excellent magnification range, it is ideally suited for use in the hide. Even in twilight, it remains dependable and accurate.

Thanks to the 56 mm objective diameter and the use of SCHOTT glass, the 2.5-10x56 Klassik impresses with outstanding optical performance even in poor light conditions. The large field-of-view ensures a confident overview during hide hunting, keeping the hunter well informed at all times.



TECHNICAL DATA¹

1. Length (mm in)	385 15.157	6. Outer diameter objective (mm in)	62 2.441
2. Main tube diameter (mm in)	30 1.18	7. Outer diameter ocular (mm in)	43.1 1.697
3. Weight (g oz)	630 22.22	8. Exit pupil diameter (mm in)	14.0–5.6 0.55–0.22
4. Magnification	2.5–10	9. Field-of-view (m/100 m) (ft/100 yd)	12.8–4.0 38.4–12.0
5. Internal objective diameter (mm in)	56 2.205	10. Parallax adjustment (m yd)	100 109.36

RETICLES²

First Focal Plane (1. FP)	Second Focal Plane (2. FP)
<p>L3</p>	<p>—</p>

TURRET CONFIGURATIONS³

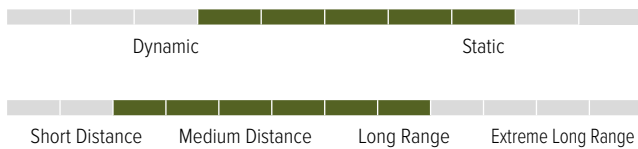


Turrets	Elevation / Windage	Klassik CT / Klassik CT
Turret rotation		cw
Click value		1 cm / 100 m
Adjustment range elevation		133 cm / 100 m
Adjustment range windage		±66 cm / 100 m

Further information: ¹Technical data from p. 112, ²Reticles from p. 86 and ³Turret configurations from p. 103.




3-12x42 Klassik



COMPACT DESIGN, FULL PERFORMANCE

The 3-12x42 Klassik is the most compact riflescope in the Klassik Series. Its slim 42 mm objective gives the 3-12x42 Klassik an exceptionally elegant design and perfectly complements traditional rifles. This also allows the riflescope to be mounted low on the rifle, improving handling and enabling a reliable shooting. The compact

design and rugged build make the 3-12x42 Klassik ideal for use with night-vision devices. It delivers precise shots while hunting or for competition shooting. In addition, the riflescope can be fitted with tactical reticles and a reliable Bullet Drop Compensation (BDC), ensuring precise performance at medium distances.

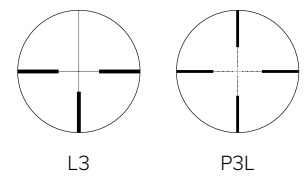


TECHNICAL DATA¹

1. Length (mm in)	346 13.622	6. Outer diameter objective (mm in)	50 1.969
2. Main tube diameter (mm in)	30 1.18	7. Outer diameter ocular (mm in)	43.1 1.697
3. Weight (g oz)	600–620 21.16–21.87	8. Exit pupil diameter (mm in)	14.0–3.5 0.55–0.14
4. Magnification	3–12	9. Field-of-view (m/100 m) (ft/100 yd)	11.1–3.4 33.3–10.2
5. Internal objective diameter (mm in)	42 1.654	10. Parallax adjustment (m yd)	100 109.36

RETICLES²

First Focal Plane (1. FP)



Second Focal Plane (2. FP)

—

TURRET CONFIGURATIONS³

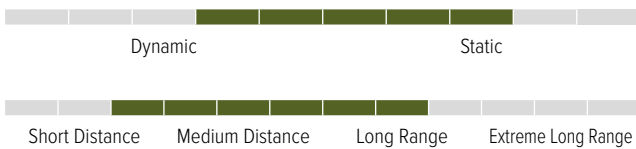


Turrets	Elevation / Windage	Klassik CT / Klassik CT	BDC / Klassik CT
Turret rotation		cw	cw
Click value		1 cm / 100 m	1 cm / 100 m
Adjustment range elevation		108 cm / 100 m	48 cm / 100 m
Adjustment range windage		±54 cm / 100 m	±54 cm / 100 m

Further information: ¹Technical data from p. 112, ²Reticles from p. 86 and ³Turret configurations from p. 103.




3-12x50 Klassik



LEGENDARY OPTICS FOR HUNTING SUCCESS

The 3-12x50 Klassik stands out for its rugged construction and high precision. Its design mirrors the legendary 3-12x50 PM II riflescope and delivers the same optical quality. The slim yet stable build allows for low mounting on the rifle, improving handling and enabling reliable shooting. A 50 mm objective diameter

and high light transmission ensure clear, bright target recognition even in twilight. With its 4x magnification, the 3-12x50 Klassik is a reliable companion for both stalking and hide hunting. Its versatility across different hunting applications makes it an ideal all-round partner in the field.

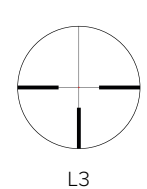


TECHNICAL DATA¹

1. Length (mm in)	350 13.780	6. Outer diameter objective (mm in)	57 2.244
2. Main tube diameter (mm in)	30 1.18	7. Outer diameter ocular (mm in)	43.1 1.697
3. Weight (g oz)	620–640 21.87–22.58	8. Exit pupil diameter (mm in)	14.4–4.2 0.57–0.17
4. Magnification	3–12	9. Field-of-view (m/100 m) (ft/100 yd)	11.1–3.4 33.3–10.2
5. Internal objective diameter (mm in)	50 1.969	10. Parallax adjustment (m yd)	100 109.36

RETICLES²

First Focal Plane (1. FP)



Second Focal Plane (2. FP)



TURRET CONFIGURATIONS³

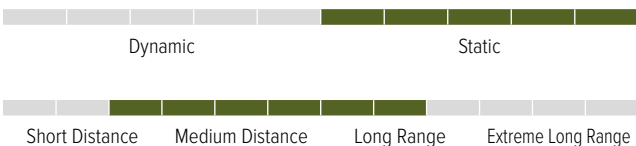


Turrets	Elevation / Windage	Klassik CT / Klassik CT	BDC / Klassik CT
Turret rotation		cw	cw
Click value		1 cm / 100 m	1 cm / 100 m
Adjustment range elevation		108 cm / 100 m	48 cm / 100 m
Adjustment range windage		±54 cm / 100 m	±54 cm / 100 m

Further information: ¹ Technical data from p. 112, ² Reticles from p. 86 and ³ Turret configurations from p. 103.




4-16x50 Klassik



FOR LONG-DISTANCE HUNTING SHOTS

The strength of the 4-16x50 Klassik is the confident long-distance shot. To remain highly precise even at 16x magnification, it features a precise parallax adjustment starting from 50 m. For accurate setting, the parallax adjustment includes clear meter engravings. Combined with the exceptionally precise half-centimeter click adjustment, the 4-16x50 Klassik delivers enhanced

accuracy. This makes the riflescope not only appealing to demanding hunters, but also to competition shooters. The combination of high magnification and rugged design ensures reliable performance in any conditions. Whether in hunting or competition, the 4-16x50 Klassik impresses with a clear image and straightforward handling.

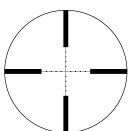


TECHNICAL DATA¹

1. Length (mm in)	395 15.551	6. Outer diameter objective (mm in)	57 2.244
2. Main tube diameter (mm in)	30 1.18	7. Outer diameter ocular (mm in)	43.1 1.697
3. Weight (g oz)	770–790 27.16–27.87	8. Exit pupil diameter (mm in)	12.5–3.1 0.49–0.12
4. Magnification	4–16	9. Field-of-view (m/100 m) (ft/100 yd)	8.3–2.5 24.9–7.5
5. Internal objective diameter (mm in)	50 1.969	10. Parallax adjustment (m yd)	50 – ∞ 54.68 – ∞

RETICLES²

First Focal Plane (1. FP)



P3

Second Focal Plane (2. FP)

–

TURRET CONFIGURATIONS³



**Klassik CT /
Klassik CT**



**BDC /
Klassik CT**

Turrets	Elevation / Windage	Klassik CT / Klassik CT	BDC / Klassik CT
Turret rotation		cw	cw
Click value		0.5 cm / 100 m	1 cm / 100 m
Adjustment range elevation		83 cm / 100 m	32 cm / 100 m
Adjustment range windage		±42 cm / 100 m	±42 cm / 100 m

Further information: ¹Technical data from p. 112, ²Reticles from p. 86 and ³Turret configurations from p. 103.





INNOVATION FOR HIGH PERFORMANCE

COMPETITION RIFLESCOPES

From dynamic shooting disciplines to demanding extreme long-range competitions, Schmidt & Bender offers the ideal riflescopes for ambitious competition shooters. Our optics are engineered for maximum precision, repeatability and reliability, qualities that are just as crucial in training as they are in competition.

Whether at short, medium, long or very long distances, these high-performance riflescopes enable precise shots under all conditions. With numerous configuration options, shooters can optimize their optic to their specific discipline. A wide selection of reticles

in the first or second focal plane, various turret designs and comprehensive accessories create highly versatile systems that support every sporting discipline and help athletes achieve their full potential.

**MADE IN
GERMANY**
— SINCE 1957 —

MY-CLUB
GB FTR 2026

TRAINING SQUAD

SCHMIDT  BENDER

MORE THAN A RIFLESCOPE



VIHTAVUORI



Borden
Accuracy

ABBREVIATIONS: COMPETITION

APPLICATIONS

Competition shooting is pure passion defined by precision, dynamics and absolute dedication. Every distance presents new challenges and the unique satisfaction of pushing both shooter and equipment to the limit.



Dynamic

Static

DYNAMIC

Dynamic shooting is shaped by fast movements, changing targets and narrow time windows for each shot. An intuitive interface, wide field-of-view and low magnification are essential. Equipment that meets these demands supports the shooter in rapid sequences and enables reliable target acquisition even under high time pressure.

STATIC

Static shooting takes place from a fixed position. The shooter has time to assess the target carefully and execute a precise shot. High repeatability, a clear reticle and finely tuned adjustment features are crucial here. Designed for static disciplines, these products deliver maximum precision and excellent target recognition, ensuring controlled and reliable engagement even at long distances.



Short Distances

Medium Distances

Long Distances

Extreme Distances

SHORT DISTANCES

At close range, speed and situational awareness are key. Riflescopes with low magnification and a wide field-of-view allow rapid target acquisition even on moving targets or in dynamic disciplines. Parallax adjustment plays a minor role, immediate and reliable target pickup is what matters most.

MEDIUM DISTANCES

At medium ranges, a balance between overview and precision is required. A versatile magnification range provides enough detail for accurate shots without overly restricting the field-of-view. Products in this category are highly adaptable and reliably cover competition applications.

LONG DISTANCES

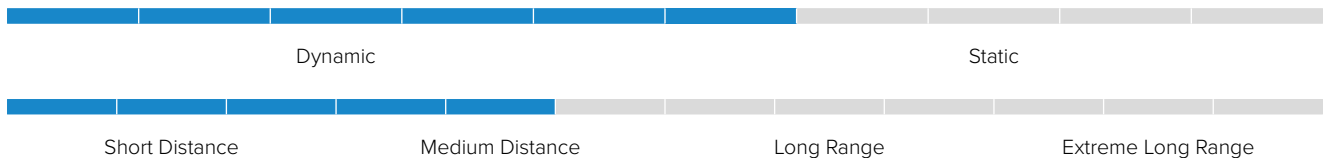
At long ranges, magnification and precise adjustments become crucial. Riflescopes with high magnification and accurate parallax adjustment allow the shooter to identify fine target details and achieve precise hits. This category is ideal for shooters who value accuracy at extended distances.

EXTREME DISTANCES

Shooting at extreme distances (ELR – Extreme Long Range) places the highest demands on both equipment and shooter. Riflescopes with very high magnification and large adjustment range allow precise operation over several kilometres. Here, maximum optical performance, fine adjustment clicks and absolute repeatability are essential.




1-8x24 Exos (TMR)



UNCOMPROMISING PERFORMANCE AT SHORT DISTANCES

The 1-8x24 Exos (TMR) was developed for dynamic shooting disciplines such as IPSC and delivers maximum precision during fast-paced action. It impresses with a large exit pupil for instant target acquisition as well as a daylight-visible red dot in the second focal plane. The patented CC mode enables parallax-free shooting at true 1x magnification at close distances, providing

maximum control in tight, fast scenarios. The TMR variant is purpose-built for competition requirements and can be equipped with an optional Throw Lever that allows exceptionally fast magnification changes. The positionable Throw Lever significantly improves handling during competition and makes the 1-8x24 Exos (TMR) the ideal solution for dynamic competition applications.



COMPETITION

TECHNICAL DATA¹

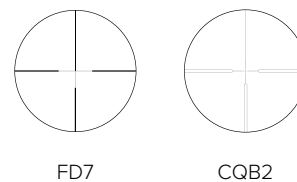
1. Length (mm in)	293 11.535	6. Outer diameter objective (mm in)	30 1.18
2. Main tube diameter (mm in)	30 1.18	7. Outer diameter ocular (mm in)	46.1 1.815
3. Weight (g oz)	575–605 20.28–20.99	8. Exit pupil diameter (mm in)	9.6–3.0 0.38–0.12
4. Magnification	1–8	9. Field-of-view (m/100 m) (ft/100 yd)	35.3–4.9 105.9–14.7
5. Internal objective diameter (mm in)	24 0.945	10. Parallax adjustment (m yd)	100 (7 m in CC-Mode) 109.36 (7.66 yd in CC-Mode)

RETICLES²

First Focal Plane (1. FP)

–

Second Focal Plane (2. FP)



TURRET CONFIGURATIONS³



Turrets	Elevation / Windage	Posicon CT / Posicon CT	BDC II LT / Posicon CT	BDC II-B LT / Posicon CT
Turret rotation		cw	cw	cw
Click value		1 cm / 100 m	1 cm / 100 m	1 cm / 100 m
Adjustment range elevation		230 cm / 100 m	100 cm / 100 m	100 cm / 100 m
Adjustment range windage		±115 cm / 100 m	±115 cm / 100 m	±115 cm / 100 m

Further information: ¹ Technical data from p. 114, ² Reticles from p. 90 and ³ Turret configurations from p. 107.




**3-18x42
Meta (1. FP)**



COMPACT SIZE HIGH PERFORMANCE

The latest innovation in the Schmidt & Bender 6x zoom range is the 3-18x42 Meta (1. FP) in the first focal plane. Designed for competition shooters and hunting applications, it is suitable for both semi-automatic rifles and bolt-action platforms, especially in dynamic disciplines such as NRL Hunter. The robust 30 mm main tube offers generous adjustment travel, while the 42 mm

objective provides a compact, lightweight design. Parallax adjustment from 20 m with a hard stop at 100 m ensures precise settings. Ultra-low profile turrets with locking and an optional 23 mrad Double-Turn offer excellent functionality. A wide field-of-view, high transmission, and outstanding resolution deliver a bright, clear image.



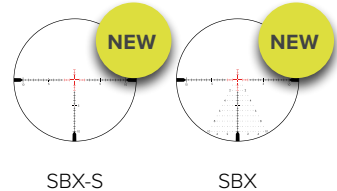
COMPETITION

TECHNICAL DATA¹

1. Length (mm in)	328 12.913	6. Outer diameter objective (mm in)	50 1.969
2. Main tube diameter (mm in)	30 1.18	7. Outer diameter ocular (mm in)	48 1.890
3. Weight (g oz)	775–780 27.34–27.51	8. Exit pupil diameter (mm in)	8.3–2.3 0.33–0.09
4. Magnification	3–18	9. Field-of-view (m/100 m) (ft/100 yd)*	14.5–2.4 43.5–7.2
5. Internal objective diameter (mm in)	42 1.654	10. Parallax adjustment (m yd)	20 – ∞ 21.87 – ∞

RETICLES²

First Focal Plane (1. FP)



Second Focal Plane (2. FP)

–

TURRET CONFIGURATIONS³



Turrets	Elevation / Windage	ST12 LT / ST ZC LT	DT23 LT / ST ZC LT
Turret rotation		cw / ccw	cw / ccw
Click value		0.1 mrad	0.1 mrad
Adjustment range elevation		12 mrad	23.2 mrad
Adjustment range windage		±6 mrad	±6 mrad

* Field-of-view (USA) (m/100 m) | (ft/100 yd): 12.4–2.1 | 37.2–6.4

Further information: ¹Technical data from p. 114, ²Reticles from p. 90 and ³Turret configurations from p. 107.



6-36x56 CM II High Performance



PERFORMANCE AT THE HIGHEST LEVEL

The 6-36x56 CM II High Performance sets a new benchmark for both dynamic and static long-range shooting. It surpasses the optical performance of the legendary 5-25x56 PM II, delivering high resolution and outstanding target identification. Its wide field-of-view and generous exit pupil enable rapid target acquisition, making it ideal for dynamic long-range disciplines.

With more than 40 mrad of internal elevation travel, it offers the adjustment range required for ELR shooting. The compact, lightweight design makes it the lightest riflescope in its class. The LPI adjustment further simplifies mounting and ensures intuitive handling, even for left-handed shooters.



TECHNICAL DATA ¹			
1. Length (mm in)	390 15.354	6. Outer diameter objective (mm in)	62 2.441
2. Main tube diameter (mm in)	34 1.34	7. Outer diameter ocular (mm in)	50 1.969
3. Weight (g oz)	980–995 34.57–35.10	8. Exit pupil diameter (mm in)	8.3–1.6 0.33–0.06
4. Magnification	6–36	9. Field-of-view (m/100 m) (ft/100 yd)*	7.3–1.3 21.9–3.8
5. Internal objective diameter (mm in)	56 2.205	10. Parallax adjustment (m yd)	20 – ∞ 21.87 – ∞

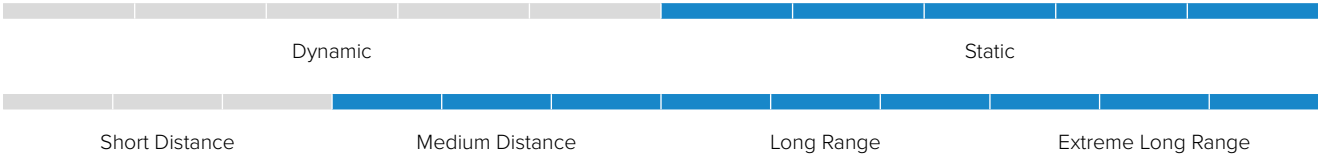
RETICLES ²			
First Focal Plane (1. FP)		Second Focal Plane (2. FP)	
M1FL	P5FL	TR ² ID	GR ² ID

TURRET CONFIGURATIONS ³			
Turrets	Elevation / Windage	DT II+ MTC LT / ST II ZC LT	MT II MTC LT / DT II+ ZC LT
Turret rotation		cw / ccw	cw / ccw
Click value		0.1 mrad	0.05 mrad
Adjustment range elevation		30.5 mrad	39.5 mrad
Adjustment range windage		±6 mrad	±6.5 mrad

* Field-of-view (USA) 6-36x56 CM II High Performance (m/100 m) | (ft/100 yd): 6.2–1.1 | 18.6–3.2
 Further information: ¹Technical data from p. 114, ²Reticles from p. 90 and ³Turret configurations from p. 107.



10-60x56 CM II High Performance




WORLD-CLASS PRECISION

The 10-60x56 CM II High Performance was developed for ultimate precision in Benchrest, F-Class, and long-range shooting. Co-developed with Team BCM and successfully used in F-Class competition since 2024, this riflescope impresses above all with its outstanding optical performance. The wide field-of-view, generous exit pupil and over 90% light transmission provide an exceptionally bright, clear, and detailed

image – even at extreme magnification. As a result, the riflescope combines the capabilities of a precision optic and a spotting scope in one product. Both reticle and adjustment are available in mrad- and MOA-based versions. The 34 mm main tube enables a wide elevation adjustment range, while the robust construction and a weight of less than 1 kg complete the overall performance package.

USED BY THE TEAMS OF:

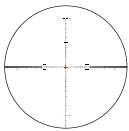


TECHNICAL DATA¹

1. Length (mm in)	442 17.402	6. Outer diameter objective (mm in)	62 2.441
2. Main tube diameter (mm in)	34 1.34	7. Outer diameter ocular (mm in)	50 1.969
3. Weight (g oz)	940–998 33.16–35.20	8. Exit pupil diameter (mm in)	5.6–1.0 0.22–0.04
4. Magnification	10–60	9. Field-of-view (m/100 m) (ft/100 yd)*	4.42–0.75 13.3–2.3
5. Internal objective diameter (mm in)	56 2.205	10. Parallax adjustment (m yd)	20 – ∞ 21.87 – ∞

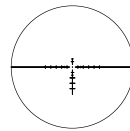
RETICLES²

First Focal Plane (1. FP)



M1FL

Second Focal Plane (2. FP)



M2F-2MOA

TURRET CONFIGURATIONS³



Turrets	Elevation / Windage	DT II+ MTC LT / ST II ZC LT	MT II MTC LT / DT II+ ZC LT	MT II DT II+
Turret rotation		cw / ccw	cw / ccw	cw / ccw
Click value		0.1 mrad	0.05 mrad	1/8 MOA
Adjustment range elevation		23.5 mrad	23.5 mrad	79 MOA
Adjustment range windage		±6 mrad	±6.5 mrad	±19.5 MOA

*Field-of-view (USA) 10-60x56 CM II High Performance (m/100 m) | (ft/100 yd): 3.74–0.64 | 11.2–1.9

Further information: ¹Technical data from p. 114, ²Reticles from p. 90 and ³Turret configurations from p. 107.



NATO'S MOST WANTED

DEFENCE RIFLESCOPES

In the Defence sector, absolute reliability is essential. Precision, durability, and full functionality under all conditions are critical to the success of any mission.

Schmidt & Bender develops and manufactures optics specifically designed for the requirements of modern forces, from urban environments to extreme long-range engagements. As the most widely used riflescope brand

among NATO partners, they provide maximum control, intuitive operation, and consistent performance. This gives operators the confidence to act quickly, precisely, and decisively in any situation.

DEFENCE & COMPETITION

MADE IN GERMANY
— SINCE 1957 —





ABBR.: DEFENCE & COMPETITION

OPERATIONAL SCENARIOS

In operational environments, reliability determines success or failure. Precision and durability ensure full functionality even under extreme conditions. Schmidt & Bender riflescopes give operators the confidence to act precisely, quickly, and in full control at all times.



DYNAMIC

Dynamic shooting in operational scenarios requires rapid movement, handling of changing threats, and decisions within fractions of a second. An intuitive interface, a wide field-of-view, and variable magnification are essential. This ensures that personnel maintain control under maximum pressure and can respond instantly.

STATIC

Static operational shooting demands maximum precision and absolute control. A large adjustment range for long-distance engagements combined with exact repeatability ensures consistent point of impact across all distances. Every adjustment must be precise and provide clear feedback so operators can correct each shot reliably.



SHORT DISTANCES

At close to short-medium distances, speed and situational awareness are critical. Low magnification, a wide field-of-view, and a large exit pupil enable rapid target acquisition, even against moving threats or in highly dynamic situations.

MEDIUM DISTANCES

At medium ranges, target identification and precise shot placement are key. A balanced magnification range allows both rapid overview and accurate engagement at longer distances. Reliable mechanics and clear reticle structures support operators in delivering precise effects under changing conditions.

LONG DISTANCES

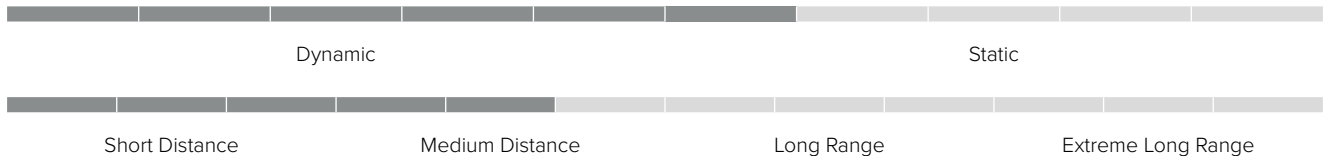
At long ranges, maximum precision and full shot control are essential. A large adjustment range, exact repeatability, and a finely tuned reticle enable accurate hits even under demanding operational conditions. Robust mechanics and high optical performance ensure consistent results across extended distances.

EXTREME DISTANCES

At extreme ranges, absolute precision is decisive. A maximum adjustment range, perfect repeatability, and a refined reticle allow precise corrections over several thousand meters. Mechanical stability and optical clarity ensure consistent hit performance, even under shifting environmental factors and extreme wind and temperature influences.



1-8x24 PM II ShortDot Dual CC




RED DOT AND RIFLESCOPE COMBINED

The 1-8x24 PM II ShortDot Dual CC combines the advantages of a red dot and a riflescope through its dual focal plane technology, making it ideal for tactical operations from close to medium distances. It has proven itself in several international procurement programs and was fielded in France with more than

3,000 systems. A large exit pupil ensures rapid target acquisition, while the CC mode provides true parallax-free shooting at close range. High optical resolution, a rugged construction, and precise mechanics deliver reliable performance under all operational conditions.

USED BY THE AUTHORITIES IN, AMONG OTHERS:



TECHNICAL DATA ¹			
1. Length (mm in)	293 11.535	6. Outer diameter objective (mm in)	30 1.18
2. Main tube diameter (mm in)	30 1.18	7. Outer diameter ocular (mm in)	50 1.969
3. Weight (g oz)	635–650 22.40–22.93	8. Exit pupil diameter (mm in)	9.8–3.0 0.39–0.12
4. Magnification	1–8	9. Field-of-view (m/100 m) (ft/100 yd)	35.3–4.9 105.9–17.4
5. Internal objective diameter (mm in)	24 0.945	10. Parallax adjustment (m yd)	100 (7 m in CC-Mode) 109.36 (7.66 yd in CC-Mode)

RETICLES²

Dual Focal Plane (Reticle 1. FP / Red dot 2. FP)



MDR-T6

TURRET CONFIGURATIONS³



Turrets	Elevation / Windage	ST12 MTC LT / ST ZC LT
Turret rotation		cw / ccw
Click value		0.1 mrad
Adjustment range elevation		12 mrad
Adjustment range windage		±6 mrad

Further information: ¹ Technical data from p. 114, ² Reticles from p. 90 and ³ Turret configurations from p. 107.
Riflescopes in RAL 8000 are available on request with the following turret configurations – Elevation: “ST12 MTC LT”; Windage: “ST ZC LT”.



FROM BENCHMARK TO BATTLEMARK

The 3-12x50 PM II is the most legendary riflescope in the world and one of the most iconic products created by Schmidt & Bender. It remains the only riflescope to have fully passed the extremely demanding two year quality and durability tests of the US Marine Corps. For more than 25 years, the 3-12x50 PM II has been an international bestseller and has proven itself in service

with numerous police and military units across many NATO countries. Its outstanding optical and mechanical performance, combined with intuitive handling and uncompromising reliability, remains unmatched. Whether used on DMR platforms or sniper rifles, this riflescope delivers absolute precision and confidence under any conditions.

USED BY THE AUTHORITIES IN, AMONG OTHERS:



TECHNICAL DATA ¹			
1. Length (mm in)	342 13.465	6. Outer diameter objective (mm in)	57 2.244
2. Main tube diameter (mm in)	34 1.34	7. Outer diameter ocular (mm in)	43.1 1.697
3. Weight (g oz)	860 30.34	8. Exit pupil diameter (mm in)	14.3–4.3 0.56–0.17
4. Magnification	3–12	9. Field-of-view (m/100 m) (ft/100 yd)	11.1–3.4 33.3–10.2
5. Internal objective diameter (mm in)	50 1.969	10. Parallax adjustment (m yd)	50 – ∞ 54.68 – ∞

RETICLES ²	
First Focal Plane (1. FP) P3L P4FL	Second Focal Plane (2. FP)

TURRET CONFIGURATIONS ³		
Turrets	Elevation / Windage	DT / ST
Turret rotation		cw / ccw
Click value		0.1 mrad
Adjustment range elevation		23 mrad
Adjustment range windage		±6 mrad



Further information: ¹Technical data from p. 114, ²Reticles from p. 90 and ³Turret configurations from p. 107.



3-20x50 PM II Ultra Short



UNBEATEN IN ITS CLASS


The 3-20x50 PM II Ultra Short is the further development of the 3-20x50 PM II and offers the largest field-of-view in its class while being the shortest and lightest riflescope in this performance segment. With a length similar to the 3-12x50 PM II, it is an ideal upgrade for DMR systems and sniper platforms, and it is also suitable for bolt-action rifles up to .50 caliber. In the US Army's CSASS program, the 3-20x50 PM II Ultra Short

proved itself in cooperation with Heckler & Koch. Today, it is in service with the US Air Force and additional units. Alongside its large field-of-view, it provides a generous exit pupil, high optical resolution, and excellent transmission. The robust mechanics are designed for extreme stress and have been successfully tested in a firing simulator with more than 30,000 rounds at accelerations of several thousand g.

USED BY THE AUTHORITIES IN, AMONG OTHERS:



+8


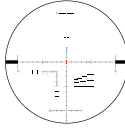
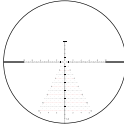
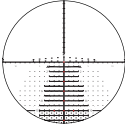


TECHNICAL DATA¹

1. Length (mm in)	343 13.504	6. Outer diameter objective (mm in)	57 2.244
2. Main tube diameter (mm in)	34 1.34	7. Outer diameter ocular (mm in)	50 1.969
3. Weight (g oz)	920–940 32.45–33.16	8. Exit pupil diameter (mm in)	11.4–2.5 0.45–0.10
4. Magnification	3–20	9. Field-of-view (m/100 m) (ft/100 yd)	13.0–2.1 39.0–6.3
5. Internal objective diameter (mm in)	50 1.969	10. Parallax adjustment (m yd)	25 – ∞ 27.34 – ∞

RETICLES²

First Focal Plane (1. FP)

P4FL
MSR2
TR²ID
TREMOR3™

Second Focal Plane (2. FP)

-

TURRET CONFIGURATIONS³

Turrets	Elevation / Windage	DT27 MTC LT / ST ZC CT	DT35 MTC LT / ST ZC CT
Turret rotation		cw / ccw	cw / ccw
Click value		0.1 mrad	0.1 mrad
Adjustment range elevation		27 mrad	35 mrad
Adjustment range windage		±6 mrad	±6 mrad

Further information: ¹Technical data from p. 114, ²Reticles from p. 90 and ³Turret configurations from p. 107.

Riflescopes in RAL 8000 are available on request with the following turret configurations – Elevation: “DT27 MTC LT”, “DT35 MTC LT”; Windage: “ST ZC CT”.



5-20x50 PM II Ultra Short




MAXIMUM PERFORMANCE IN COMPACT FORM

The 5-20x50 PM II Ultra Short is the world's shortest fully capable sniper rifle scope, designed for weapons with limited rail space. Its compact form makes it ideal for semi-automatic rifles with short Picatinny rails and suitable for bolt-action rifles up to .50 caliber. In the prone position, clip-on devices can be operated without changing shooting position. This advantage contributed to its selection in the

G210 program of the German Special Forces and other specialist units. In addition to high mechanical durability, it offers excellent optical performance with very high transmission and resolution. The new LPI adjustment improves mounting and handling for left-handed users, while the redesigned magnification ring supports the Throw Lever V2 for faster magnification changes.

USED BY THE AUTHORITIES IN, AMONG OTHERS:

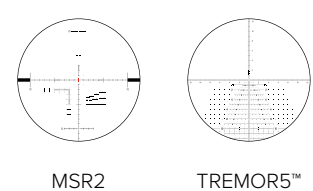


TECHNICAL DATA¹

1. Length (mm in)	299 11.772	6. Outer diameter objective (mm in)	57 2.244
2. Main tube diameter (mm in)	34 1.34	7. Outer diameter ocular (mm in)	50 1.969
3. Weight (g oz)	870–890 30.69–31.39	8. Exit pupil diameter (mm in)	10.0–2.5 0.39–0.10
4. Magnification	5–20	9. Field-of-view (m/100 m) (ft/100 yd)	7.8–2.0 23.4–5.9
5. Internal objective diameter (mm in)	50 1.969	10. Parallax adjustment (m yd)	25 – ∞ 27.34 – ∞

RETICLES²

First Focal Plane (1. FP)



Second Focal Plane (2. FP)

–

TURRET CONFIGURATIONS³



Turrets	Elevation / Windage	DT27 MTC LT / ST ZC CT
Turret rotation		cw / ccw
Click value		0.1 mrad
Adjustment range elevation		27 mrad
Adjustment range windage		±6 mrad

Further information: ¹Technical data from p. 114, ²Reticles from p. 90 and ³Turret configurations from p. 107.
Riflescopes in RAL 8000 are available on request with the following turret configurations – Elevation: “DT27 MTC LT”; Windage: “ST ZC CT”.



5-25x56 PM II



THE ICON OF 5-25x56 RIFLESCOPES

The 5-25x56 PM II is one of the best-known riflescopes from Schmidt & Bender and remains unmatched in its performance. For more than fifteen years, it has been part of the equipment of numerous police, military, and special forces units worldwide. In 2011, it won the USSOCOM Precision Sniper Rifle program and continues to prevail against imitators in international tenders. Optically, it has been regarded as the gold standard among 5-25x riflescopes for nearly two decades. Parallax can be

precisely adjusted starting at 10 meters. Its design was purposefully refined by replacing rubberized components with high-grade aluminum, making it compatible with the Throw Lever and providing improved handling. The metallic eyepiece end ring features an internal thread for accessories such as Tenebraex caps. With its exceptional optical performance and precise mechanics, the 5-25x56 PM II supports engagements from medium ranges out to extreme distances of several kilometers.

USED BY THE AUTHORITIES IN, AMONG OTHERS:

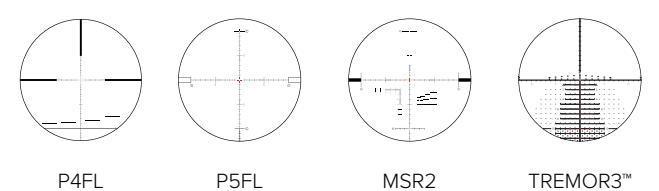


TECHNICAL DATA¹

1. Length (mm in)	420 16.535	6. Outer diameter objective (mm in)	62 2.441
2. Main tube diameter (mm in)	34 1.34	7. Outer diameter ocular (mm in)	45.8 1.803
3. Weight (g oz)	1,065–1,125 37.57–39.68	8. Exit pupil diameter (mm in)	11.0–2.3 0.43–0.09
4. Magnification	5–25	9. Field-of-view (m/100 m) (ft/100 yd)	5.3–1.5 15.9–4.5
5. Internal objective diameter (mm in)	56 2.205	10. Parallax adjustment (m yd)	10 – ∞ 10.94 – ∞

RETICLES²

First Focal Plane (1. FP)



Second Focal Plane (2. FP)



TURRET CONFIGURATIONS³



Turrets	Elevation / Windage	DT / ST	DT27 MTC LT / ST ZC CT
Turret rotation		cw / ccw	cw / ccw
Click value		0.1 mrad	0.1 mrad
Adjustment range elevation		26 mrad	27 mrad
Adjustment range windage		±6 mrad	±6 mrad

Further information: ¹Technical data from p. 114, ²Reticles from p. 90 and ³Turret configurations from p. 107.

Riflescopes in RAL 8000 are available on request with the following turret configurations – Elevation: “DT27 MTC LT”; Windage: “ST ZC CT”.



3-27x56 PM II High Power



MAXIMUM OPERATIONAL FLEXIBILITY

The 3-27x56 PM II High Power is a highly versatile riflescope developed for the USSOCOM “ELR Program,” which it won in 2012. Since then, it has become one of the preferred optics for medium to extreme distances. Its wide magnification range makes it ideal for multi caliber platforms and it is in service with NATO partners as well as police and special units. The 9x

zoom factor, large field-of-view, and generous exit pupil enable a flexible use. High transmission and excellent resolution ensure reliable target identification at long ranges. With more than 40 mrad of internal adjustment travel, it provides the necessary elevation reserves for extreme-distance shooting.

USED BY THE AUTHORITIES IN, AMONG OTHERS:



TECHNICAL DATA ¹	
1. Length (mm in)	398 15.669
2. Main tube diameter (mm in)	34 1.34
3. Weight (g oz)	1,100–1,160 38.80–40.92
4. Magnification	3–27
5. Internal objective diameter (mm in)	56 2.205
6. Outer diameter objective (mm in)	62 2.441
7. Outer diameter ocular (mm in)	48.2 1.898
8. Exit pupil diameter (mm in)	8.7–2.1 0.34–0.08
9. Field-of-view (m/100 m) (ft/100 yd)	13.0–1.4 39.0–4.2
10. Parallax adjustment (m yd)	10 – ∞ 10.94 – ∞

RETICLES ²	
First Focal Plane (1. FP)	Second Focal Plane (2. FP)
<p>P4FL MSR2 TREMOR3™</p>	

TURRET CONFIGURATIONS ³					
Turrets	Elevation / Windage	DT27 MTC LT / ST ZC CT	DT35 MTC LT / ST ZC CT	DT II+ MTC LT / ST II ZC LT	MT II MTC LT / DT II+ ZC LT
Turret rotation		cw / ccw	cw / ccw	cw / ccw	cw / ccw
Click value		0.1 mrad	0.1 mrad	0.1 mrad	0.05 mrad
Adjustment range elevation		27 mrad	35 mrad	30.5 mrad	39.5 mrad
Adjustment range windage		±6 mrad	±6 mrad	±6 mrad	±6.5 mrad

Further information: ¹ Technical data from p. 114, ² Reticles from p. 90 and ³ Turret configurations from p. 107. Riflescopes in RAL 8000 are available on request with the following turret configurations – Elevation: “DT27 MTC LT”, “DT35 MTC LT”; Windage: “ST ZC CT”.



6-36x56 PM II High Performance



PERFORMANCE AT THE HIGHEST LEVEL

The 6-36x56 PM II High Performance is the evolution and revolution of the 5-25x56 PM II, offering significantly increased capability from medium to extreme long distances. It impressed military users from its introduction and has been in service since 2023 on a .50 caliber anti materiel rifle. It has also been adopted by police special units and several NATO nations. Its wide field-of-view surpasses many 5-25 scopes even

at 6x, while excellent resolution enables detection beyond 4,000 meters. Schmidt & Bender's patented coatings deliver over 90 % transmission. Compact and lightweight, it is the lightest in its class and still highly robust. With more than 40 mrad of elevation travel and the ergonomic LPI adjustment, it is optimized for extreme-range performance and ease of use.

USED BY THE AUTHORITIES IN, AMONG OTHERS:

+6



TECHNICAL DATA ¹			
1. Length (mm in)	390 15.354	6. Outer diameter objective (mm in)	62 2.441
2. Main tube diameter (mm in)	34 1.34	7. Outer diameter ocular (mm in)	50 1.969
3. Weight (g oz)	940–995 33.16–35.10	8. Exit pupil diameter (mm in)	8.3–1.6 0.33–0.06
4. Magnification	6–36	9. Field-of-view (m/100 m) (ft/100 yd)*	7.3–1.3 21.9–3.8
5. Internal objective diameter (mm in)	56 2.205	10. Parallax adjustment (m yd)	20 – ∞ 21.87 – ∞

RETICLES ²						
First Focal Plane (1. FP)						
P5FL	M1FL	MSR2	TR ² ID	TREMOR3™	TREMOR5™	

TURRET CONFIGURATIONS ³					
Turrets	Elevation / Windage	DT27 MTC LT / ST ZC CT	DT35 MTC LT / ST ZC CT	DT II+ MTC LT / ST II ZC LT	MT II MTC LT / DT II+ ZC LT
Turret rotation		cw / ccw	cw / ccw	cw / ccw	cw / ccw
Click value		0.1 mrad	0.1 mrad	0.1 mrad	0.05 mrad
Adjustment range elevation		27 mrad	35 mrad	30.5 mrad	39.5 mrad
Adjustment range windage		±6 mrad	±6 mrad	±6 mrad	±6.5 mrad

* Field-of-view (USA) 6-36x56 PM II High Performance (m/100 m) | (ft/100 yd): 6.2–1.1 | 18.6–3.2
 Further information: ¹Technical data from p. 114, ²Reticles from p. 90 and ³Turret configurations from p. 107. Riflescopes in RAL 8000 are available on request with the following turret configurations – Elevation: “DT27 MTC LT”, “DT35 MTC LT”; Windage: “ST ZC CT”.

DEFENCE & COMPETITION



5-45x56 PM II High Power



SHOOTING AND SPOTTING IN ONE OPTIC

The 5-45x56 PM II High Power combines the capabilities of a sniper riflescope with the observation performance of a spotting scope. Its nine-times zoom factor and magnification range from 5x to 45x enable precise long-range engagements as well as detailed observation and reliable target identification. It is used by police special units, for example in airfield security,

and is also fielded militarily in several countries. Despite its high magnification, it offers a wide field-of-view and excellent optical resolution. Its robust mechanics and precise workmanship meet the high quality standards of Schmidt & Bender. This makes the optic suitable for medium-range engagements as well as extended observation and reconnaissance missions.

USED BY THE AUTHORITIES IN, AMONG OTHERS:



TECHNICAL DATA ¹			
1. Length (mm in)	434 17.087	6. Outer diameter objective (mm in)	62 2.441
2. Main tube diameter (mm in)	34 1.34	7. Outer diameter ocular (mm in)	50 1.969
3. Weight (g oz)	1,130–1,190 39.86–41.98	8. Exit pupil diameter (mm in)	8.8–1.2 0.35–0.05
4. Magnification	5–45	9. Field-of-view (m/100 m) (ft/100 yd)	7.8–0.9 23.4–2.6
5. Internal objective diameter (mm in)	56 2.205	10. Parallax adjustment (m yd)	30 – ∞ 32.81 – ∞

RETICLES ²			
First Focal Plane (1. FP)		Second Focal Plane (2. FP)	
P4FL	LRR-MIL	MSR2	TREMOR3™

TURRET CONFIGURATIONS ³				
Turrets	Elevation / Windage	DT27 MTC LT / ST ZC CT	DT II+ MTC LT / ST II ZC LT	MT II MTC LT / DT II+ ZC LT
Turret rotation		cw / ccw	cw / ccw	cw / ccw
Click value		0.1 mrad	0.1 mrad	0.05 mrad
Adjustment range elevation		27 mrad	27 mrad	29.5 mrad
Adjustment range windage		±6 mrad	±6 mrad	±6.5 mrad

Further information: ¹ Technical data from p. 114, ² Reticles from p. 90 and ³ Turret configurations from p. 107.

Riflescopes in RAL 8000 are available on request with the following turret configurations – Elevation: “DT27 MTC LT” ; Windage: “ST ZC CT”.



ACCESSORIES

Schmidt & Bender offers a comprehensive range of accessories designed to extend the capabilities of its riflescopes and adapt them perfectly to the diverse requirements of hunting, competition shooting, and professional use. Each accessory is engineered to improve handling, protect the optics, and ensure reliable performance in any environment.

Durable objective and ocular covers provide reliable protection against dust and moisture. High quality filters deliver optimal visibility in challenging lighting conditions, while sunshades effectively reduce glare and stray light.

The Throw Lever enables exceptionally fast and controlled zoom adjustment and the Tactical Bag shields the riflescope from the elements and allows safe, convenient carrying of the firearm.

With the right Schmidt & Bender accessories, every riflescope can be precisely customized to its needs offering enhanced protection, increased precision, and a consistently optimized user experience.



PROTECTIVE COVERS AND ADAPTERS

Schmidt & Bender offers a range of protective covers and adapters. A trusted standard are the protective caps for eyepiece and objective. Thanks to the flexible rubber straps, they can be attached quickly and reliably protect the lenses from scratches.

In addition, high-quality Tenebraex flip covers are available. They are spring-loaded, open 180°, and lock at around 250°. Models with an eyepiece side Tenebraex interface allow direct mounting otherwise an adapter is required. An adapter ring is also needed on the objective side. Locking marks in the adapters enable precise alignment and ensure optimal handling comfort.



Lens Cover Bikini Style



Tenebraex objective and eyepiece (Black & RAL 8000)
Without adapter ring



Tenebraex objective adapter (Black & RAL 8000)
Tenebraex eyepiece adapter (Black)



SUNSHADE

OBJECTIVE

The objective sunshades provide excellent protection against direct sunlight and effectively prevent stray light from entering the optic. Their special internal anti-reflective coating significantly reduces unwanted stray light, ensuring consistent image quality even in bright sunlight.

In addition, the sunshades protect the riflescope's objective lens from raindrops and maintain clear visibility even under challenging weather conditions.

The robust design offers long-lasting durability and high functionality. A double-sided thread allows secure attachment to the objective and enables the combination with additional accessories.




Objective sunshades (Black & RAL 8000)



ARDS AND FILTERS

ANTI-REFLECTION DEVICES AND FILTERS

Our Anti-Reflection Devices and optical filters enhance the performance of your riflescope under a wide range of lighting and environmental conditions. Whether reducing reflections or increasing contrast, each filter module serves a specific purpose to optimize image quality and support precise target acquisition.



**killFlash Anti-Reflection Device – Objective
(Black & RAL 8000)**

The Anti-Reflection Device (ARD) with honeycomb structure minimizes lens reflections and reduces stray light entering the optic, ensuring optimal performance even in extremely bright conditions. Despite the added structure, the field-of-view remains nearly unaffected, allowing fast and unrestricted target acquisition. All ARDs are equipped with double-sided threads and can be combined with additional accessories



Yellow Filter – Objective

The yellow filter is made from homogeneous SCHOTT glass and improves contrast in diffuse light and low visibility conditions. It enhances detail recognition in fog, dusk, or overcast skies and delivers a clearer, more defined image. All yellow filters are equipped with double-sided threads and can be combined with additional accessories.



Grey Filter – Objective

The grey filter is made from homogeneous SCHOTT glass and reduces light intensity while keeping colors accurate and natural. It ensures precise aiming under strong sunlight and prevents glare. Especially in bright environments, the filter delivers a calmer, more contrast rich image and supports relaxed, accurate target acquisition. All grey filters are equipped with double-sided threads and can be combined with additional accessories.



Polarizing Filter – Eyepiece

Screw on or slip on version available

A polarizing filter reduces reflections on shiny surfaces and increases contrast in challenging lighting conditions. It reveals finer details and produces more natural color rendering. Especially when viewing across water, snow, glass, or metallic surfaces, the filter significantly improves image clarity and supports optimal target detection. Our screw-on polarizing filters are equipped with double-sided threads and can be combined with additional accessories.

Note: The catalog provides only a brief description of the accessories. For further information visit our website.
For suitable sizes and models, please see the accessories matrix at p. 82.



THROW LEVER V2

MAGNIFICATION LEVER

The detachable “Throw Lever V2” enables quick and effortless magnification changes and can be positioned anywhere on the magnification ring for optimal handling. Its highly durable, ergonomic design and high-quality aluminum construction ensure reliable operation even when wearing gloves. The Throw Lever V2 is compatible with the latest versions of the 5-20x50 PM II Ultra Short, 5-25x56 PM II, and other riflescopes featuring a TMR.



The detachable Throw Lever V2 (Black & RAL 8000)



LIGHT SHADE EXTENDER

EYEPIECE – SLIP ON OR SCREW ON WITH ADAPTER RING

The Light Shade Extender features a flexible bellows design made from high quality, elastic rubber. It reliably prevents unwanted light from entering the eyepiece area and thanks to its soft material reduces the risk of injury.

The Light Shade Extender is available either as a slip on or for newer riflescope models as a screw on version with an additional adapter ring. The adapter ring can be easily screwed onto the eyepiece housing and provides a stable interface for securely mounting the Light Shade Extender.



Light Shade Extender slip on version



Light Shade Extender screw on version with adapter ring



BAGS

TACTICAL BAG – PROTECTIVE RIFLESCOPE COVER

The tactical bag is made from padded, durable material and reliably shields the riflescope from all external impacts, both during use and transport. A sturdy carry handle allows for comfortable transport of the entire weapon system. The removable front and rear covers enable quick target acquisition even while the bag is mounted. Internal mesh pockets provide practical storage space for accessories and smaller equipment.

Proven in Defence applications, the tactical protective bag is also highly valued in competition shooting and hunting due to its reliability and high functionality.



Tactical Bag – Black
Protective Riflescope Cover



Tactical Bag – Coyote
Protective Riflescope Cover

Available in the following sizes: S / M / L. For suitable sizes and models, please see the accessories matrix at p. 82.



CLEANING

OPTIC CLEANING KIT PRO

The Schmidt & Bender Optic Cleaning Kit Pro was developed in collaboration with Niebling and provides everything you need for the proper cleaning and maintenance of your riflescope's optical surfaces. Inside the practical pouch, you will find a lens cleaner, a combined cleaning and anti-fog spray, and a washable microfiber cloth in a protective sleeve.

The pouch also offers additional space for accessories, such as a Kestrel 5700. Thanks to its well designed loop system, it can be securely attached to a belt or MOLLE platforms.



Optic Cleaning Kit Pro – „Stone Grey Olive“ RAL 7013
Includes Lens cleaner, cleaning spray, and microfiber cloth



Bag dimensions

L x W x H (mm)

150 x 100 x 50

Note: The catalog provides only a brief description of the accessories. For further information visit our website.
For suitable sizes and models, please see the accessories matrix at p. 82.



BATTERY CAP

COMPLIANT WITH REESE'S LAW

The battery cap compliant with Reese's Law features a carefully engineered coin slot design that allows easy opening while providing maximum child safety. Its robust construction reliably protects the electronics from dust and moisture and ensures the high level of water resistance.




Battery cap in black and RAL 8000, compliant with Reese's Law




SCREW ON CAPS AND CARRIERS

VARIOUS CONFIGURATIONS

Screw on caps protect turrets of the riflescope against unintended adjustments as well as from impacts, dirt and weather conditions. The carriers feature integrated position indicators that allow users to mark their individual ballistic data.




Cap for Posicon and classic adjustment turret



Cap for PM II windage turret ST ZC CT



Carrier with 6 position indicators including screws and hex key



6 position indicators, engraved 1–6 or unengraved

Note: The catalog provides only a brief description of the accessories. For further information visit our website.
For suitable sizes and models, please see the accessories matrix at p. 82.

ACCESSORIES

OVERVIEW MATRIX

This overview matrix provides a compact technical representation of accessory compatibility and assists in the quick selection of suitable components for each riflescope model.

	Protective covers and adapters								Sunshade		ARDs and Filters							
	Lens Cover Bikini Style Objective and eyepiece		Tenebraex Objective, without adapter ring		Tenebraex Eyepiece, without adapter ring		Adapter Adapter ring for Tenebraex objective and eyepiece covers		Sunshade Objective		killFlash Anti-Reflection Device – Objective		Yellow Filter – Objective with threads on both sides		Grey Filter – Objective with threads on both sides		Polarizing Filter – Eyepiece	
	Black	Black	RAL 8000	Black	RAL 8000	Black	RAL 8000	Black	RAL 8000	Black	RAL 8000	Black	RAL 8000	Black	RAL 8000	Slip on	Black	RAL 8000
3-18x42 Meta (1. FP)	-	✓	·	✓	·	Obj. only	-	✓	-	-	-	-	-	-	-	-	✓	·
3-18x42 Meta	-	✓	·	✓	·	Obj. only	-	✓	-	-	-	-	-	-	-	-	✓	·
1-8x24 Exos	✓	✓	·	-	-	Obj. only	Obj. only	✓	·	✓	·	✓	·	✓	·	-	-	-
2.5-10x56 Zenith	✓	✓	·	✓	·	✓	-	✓	·	✓	·	✓	·	✓	·	✓	-	-
3-12x50 Zenith	✓	✓	·	✓	·	✓	-	✓	·	✓	·	✓	·	✓	·	✓	-	-
2.5-10x56 Klassik	✓	✓	·	✓	·	✓	-	✓	·	✓	·	✓	·	✓	·	✓	-	-
3-12x42 Klassik	✓	✓	·	✓	·	✓	-	✓	-	-	-	-	-	-	-	✓	-	-
3-12x50 Klassik	✓	✓	·	✓	·	✓	-	✓	·	✓	·	✓	·	✓	·	✓	-	-
4-16x50 Klassik	✓	✓	·	✓	·	✓	-	✓	·	✓	·	✓	·	✓	·	✓	-	-
1-8x24 Exos (TMR)	✓	✓	·	-	-	Obj. only	Obj. only	✓	·	✓	·	✓	·	✓	·	-	-	-
3-18x42 Meta (1. FP)	-	✓	·	✓	·	Obj. only	-	✓	-	-	-	-	-	-	-	-	✓	·
6-36x56 CM II High Performance	-	✓	·	✓	·	Obj. only	· Obj. only	✓	·	✓	·	✓	·	✓	·	-	✓	·
10-60x56 CM II High Performance	-	✓	·	✓	·	Obj. only	· Obj. only	✓	·	✓	·	✓	·	✓	·	-	✓	·
1-8x24 PM II ShortDot Dual CC	-	✓	✓	✓	✓	Obj. only	Obj. only	✓	✓	✓	✓	✓	✓	✓	✓	-	✓	✓
3-12x50 PM II	-	✓	·	✓	·	✓	Obj. only	✓	·	✓	·	✓	·	✓	·	✓	-	-
3-20x50 PM II Ultra Short	-	✓	✓	✓	✓	Obj. only	Obj. only	✓	✓	✓	✓	✓	✓	✓	✓	-	✓	✓
5-20x50 PM II Ultra Short	-	✓	✓	✓	✓	Obj. only	Obj. only	✓	✓	✓	✓	✓	✓	✓	✓	-	✓	✓
5-25x56 PM II	-	✓	✓	✓	✓	Obj. only	Obj. only	✓	✓	✓	✓	✓	✓	✓	✓	-	✓	✓
3-27x56 PM II High Power	-	✓	✓	✓	✓	Obj. only	Obj. only	✓	✓	✓	✓	✓	✓	✓	✓	-	✓	✓
6-36x56 PM II High Performance	-	✓	✓	✓	✓	Obj. only	Obj. only	✓	✓	✓	✓	✓	✓	✓	✓	-	✓	✓
5-45x56 PM II High Power	-	✓	✓	✓	✓	Obj. only	Obj. only	✓	✓	✓	✓	✓	✓	✓	✓	-	✓	✓

	Throw Lever		Light shade extender		Size required	Bags		Cleaning	Battery cap		Screw on caps and carriers						
	Black	RAL 8000	Black	Black		Tactical Bag – Protective riflescope cover	Coyote		Optic Cleaning Kit Pro	Black	RAL 8000	Black	Black	RAL 8000	cw	ccw	engraved (1-6)
			Slip on	Screw on				Bag dimensions: L x W x H (mm) 150 x 100 x 50			Cap for Posicon and classic adjustment turret	Cap for PM II windage turret ST ZCCT	Carrier with 6 position indicators, including screws and hex key for BDC II-B, 1-6 engraved	6 position indicators, engraved 1-6 or unengraved for BDC II-B			
3-18x42 Meta (1. FP)	✓	•	-	✓	M	✓	•	✓	✓	•	-	-	-	-	-	-	-
3-18x42 Meta	-	-	-	✓	M	✓	•	✓	✓	•	✓	-	-	✓	✓	✓	✓
1-8x24 Exos	-	-	-	-	S	✓	•	✓	✓	•	✓	-	-	✓	✓	✓	✓
2.5-10x56 Zenith	-	-	✓	-	M	✓	•	✓	✓	•	✓	-	-	-	-	-	-
3-12x50 Zenith	-	-	✓	-	M	✓	•	✓	✓	•	✓	-	-	-	-	-	-
2.5-10x56 Klassik	-	-	✓	-	L	✓	•	✓	✓	•	✓	-	-	-	-	-	-
3-12x42 Klassik	-	-	✓	-	M	✓	•	✓	✓	•	✓	-	-	-	-	-	-
3-12x50 Klassik	-	-	✓	-	M	✓	•	✓	✓	•	✓	-	-	-	-	-	-
4-16x50 Klassik	-	-	✓	-	L	✓	•	✓	✓	•	✓	-	-	-	-	-	-
1-8x24 Exos (TMR)	✓	•	-	-	S	✓	•	✓	✓	•	✓	-	-	✓	✓	✓	✓
3-18x42 Meta (1. FP)	✓	•	-	✓	M	✓	•	✓	✓	•	-	-	-	-	-	-	-
6-36x56 CM II High Performance	✓	•	-	✓	L	✓	•	✓	✓	•	-	✓	•	-	-	-	-
10-60x56 CM II High Performance	✓	•	-	✓	L	✓	•	✓	✓	•	-	-	-	-	-	-	-
1-8x24 PM II ShortDot Dual CC	✓	•	-	✓	S	✓	✓	✓	✓	✓	-	-	-	-	-	-	-
3-12x50 PM II	-	-	✓	-	M	✓	•	✓	✓	•	-	-	-	-	-	-	-
3-20x50 PM II Ultra Short	✓	•	-	✓	M	✓	✓	✓	✓	✓	-	✓	✓	-	-	-	-
5-20x50 PM II Ultra Short	✓	•	-	✓	M	✓	✓	✓	✓	✓	-	✓	✓	-	-	-	-
5-25x56 PM II	✓	•	-	✓	L	✓	✓	✓	✓	✓	-	✓	✓	-	-	-	-
3-27x56 PM II High Power	✓	•	-	✓	L	✓	✓	✓	✓	✓	-	✓	✓	-	-	-	-
6-36x56 PM II High Performance	✓	•	-	✓	L	✓	✓	✓	✓	✓	-	✓	✓	-	-	-	-
5-45x56 PM II High Power	✓	•	-	✓	L	✓	✓	✓	✓	✓	-	✓	✓	-	-	-	-



INFORMATION

All details on reticles, turrets, illumination and service – compact, clear and at a glance.

Precision is not achieved by optics alone, but by the perfect interaction of every component. This chapter provides a comprehensive overview of the technical fundamentals and key features of Schmidt & Bender riflescopes.

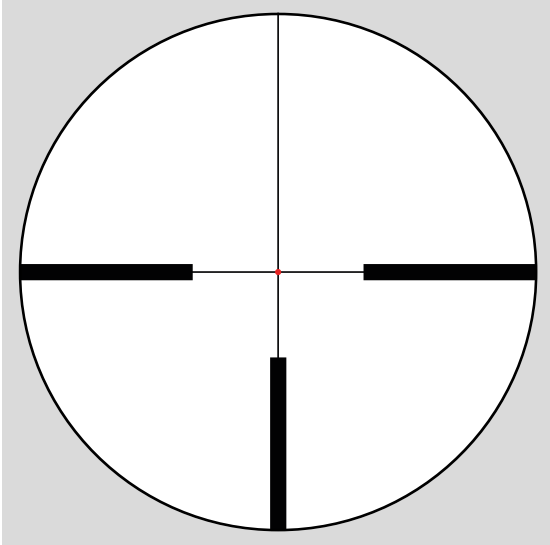
It presents the various reticles, elevation and windage turrets, illumination technologies and the technical

specifications of all relevant models. Additional information on configuration, mounting, maintenance and available service options completes the section.

A concise reference guide for those who value technical clarity, functional depth and uncompromising quality down to the smallest detail.

RETICLES: HUNTING

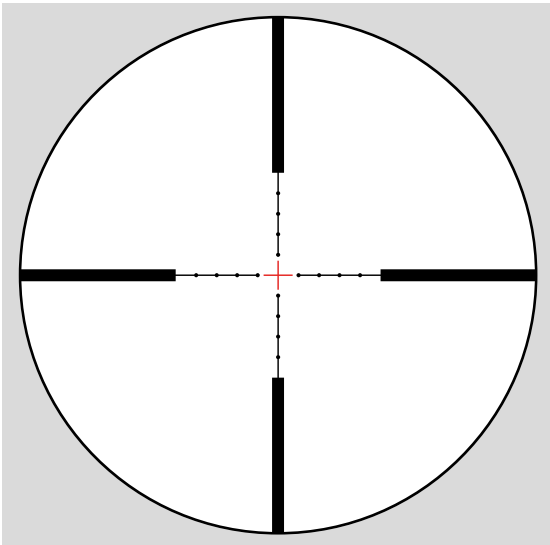
FIRST FOCAL PLANE (1. FP)



L3

Illumination: Luminescence Technology

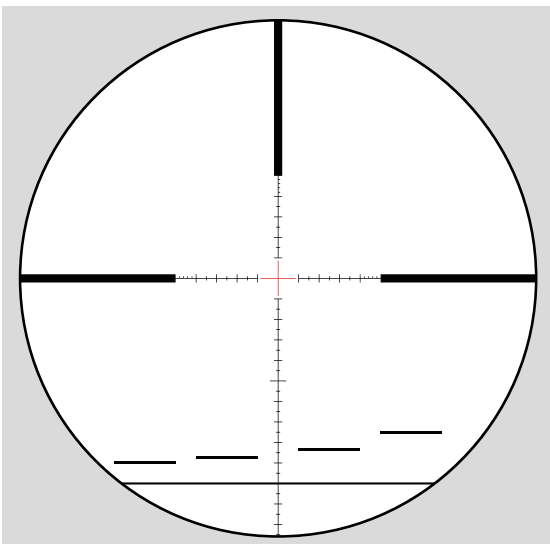
The L3 reticle combines a clean, minimalistic layout with a precisely centered, finely adjustable illuminated center dot. It is designed for hunters and shooters who demand maximum accuracy, even in challenging lighting conditions. The illuminated center dot enables fast and precise target acquisition – whether in backlight, at dusk, or when aiming at dark game against a cluttered background. Thanks to its open design, the field-of-view remains unobstructed at all times, making the L3 reticle an ideal choice for precise shots both day and night.



P3L

Illumination: Luminescence Technology

This reticle represents the essence of the classic tactical mil-dot design and serves as the foundation for numerous modern reticle patterns. With its clearly structured design, it is ideal for range estimation and rapid bullet drop compensation in a wide variety of shooting situations. The distance from dot to dot is precisely 1 mrad (10 cm at 100 meters). The central crosshair can be illuminated when needed, ensuring optimal target acquisition even under changing light conditions.



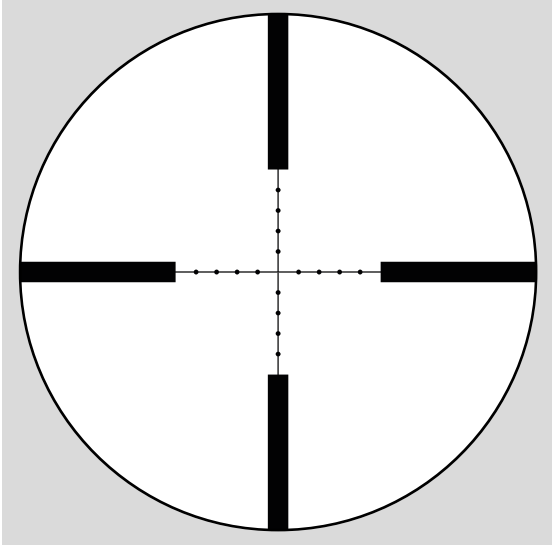
P4FL

Illumination: Luminescence Technology

Originally designed for military snipers, this reticle has proven itself worldwide. Its markings are limited to the essentials, which also makes it popular among sport shooters and demanding hunters. Because the reticle is in the first focal plane, it enlarges or reduces together with the target image when changing magnification. The relationship between the target image and the reticle remains consistent regardless of the selected magnification. The individual markings can be used for estimating distances as well as for quick elevation or windage adjustments.

RETICLES: HUNTING

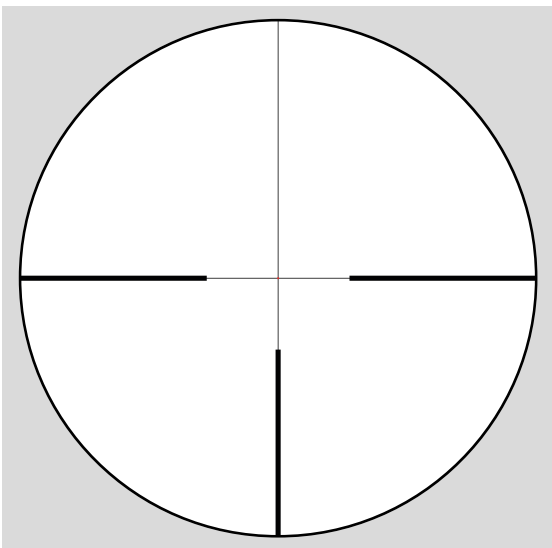
FIRST FOCAL PLANE (1. FP)



P3

Illumination: Non-Illuminated

The P3 reticle stands out with its fine reticle pattern and integrated mil-dot markings. In hunting applications, the P3 allows quick holdovers and confident distance shots without extensive calculations or adjustments. It requires no electronic illumination, making it a highly reliable reticle. Thanks to the mil-dots, distances can be estimated and it allows holding for wind and moving targets. The result is that the aiming process is significantly accelerated – an essential advantage when every second counts.



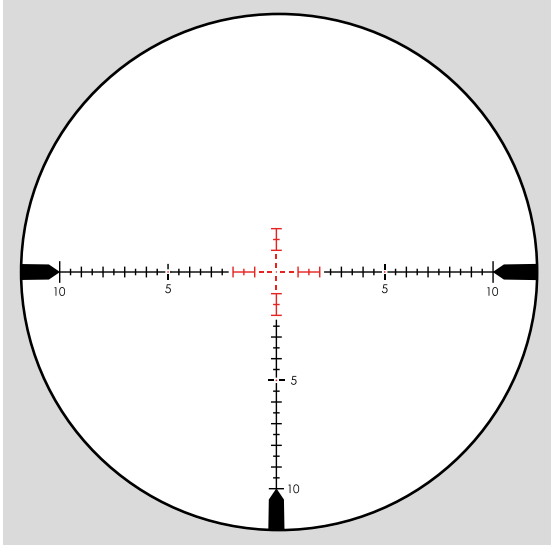
FD7

Illumination: FlashDot

The FD7 is Schmidt & Bender's most popular hunting reticle – and for good reason. Its daylight-bright red dot enables fast and intuitive target acquisition, even in challenging lighting conditions or from instable shooting positions. The distance between the prominent posts corresponds to 140 cm at 100 m, allowing quick range estimation and effective target engagement.

RETICLES: HUNTING

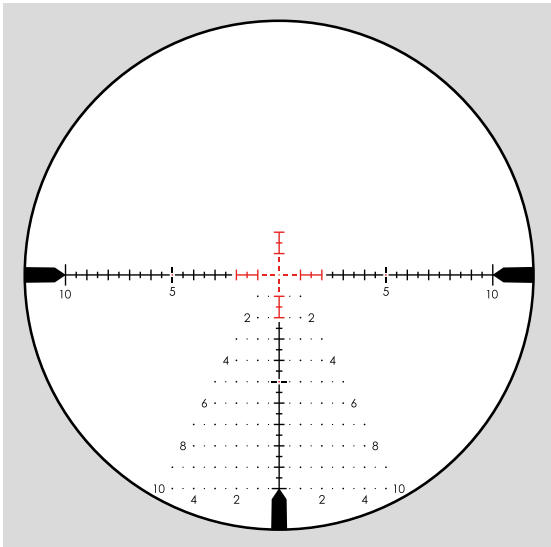
FIRST FOCAL PLANE (1. FP) / (2. FP)



SBX-S (1. FP)

Illumination: Luminescence Technology

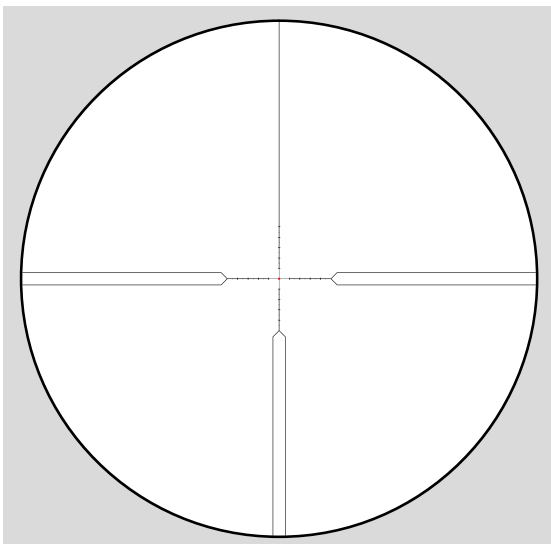
The SBX-S is a versatile reticle designed for both hunting and competition shooting. It is suitable for short- and long-range and features a clear, illuminated central crosshair that enables precise shooting even in low-light conditions. The new SBX-S is identical to the SBX reticle except for the wind hold points. This allows shooters to dial distance with the turret while wind can be corrected by using the horizontal markings. It is deliberately kept uncluttered and offers hunters an unobstructed view and intuitive handling.



SBX (1. FP)

Illumination: Luminescence Technology

This reticle is designed for long-range hunting but is equally suitable for competition shooting disciplines such as NRL Hunter. The defined illuminated crosshair with a free-floating red dot covering only 0.065 mrad remains precise and clearly visible at both low and high magnification levels. The illuminated crosshair measures 2 mrad from the center to its outer structure and is optimized for the most common calibers out to 400 m. In addition, it features clean and intuitive hold marks in a Christmas-tree layout, enabling precise shots up to 1,000 m – even in windy conditions and low light.



SECOND FOCAL PLANE (2. FP)

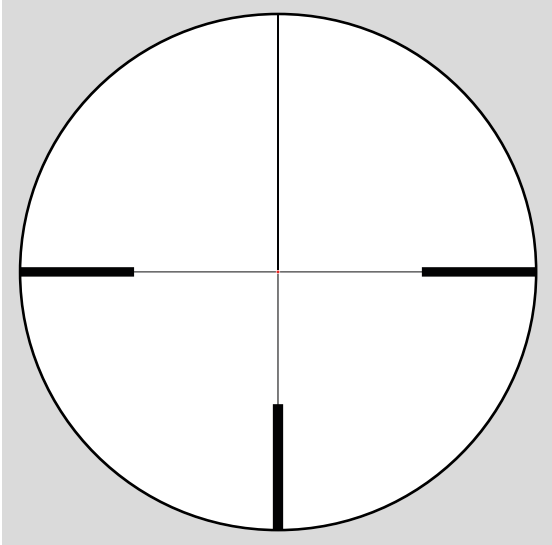
CQB2 (2. FP)

Illumination: FlashDot

The Close Quarter Battlefield (CQB2) reticle is designed for short- to medium-range shooting. The daylight-bright red dot in the second focal plane enables rapid target acquisition in all lighting conditions. The true magnification is set at 8x, allowing the reticle pattern to be used for quick range estimation or for holding. Instead of traditional mil-dots, the CQB2 features fine lines with 0.5 mrad markings – supporting precise adjustments and improved visual clarity.

RETICLES: HUNTING

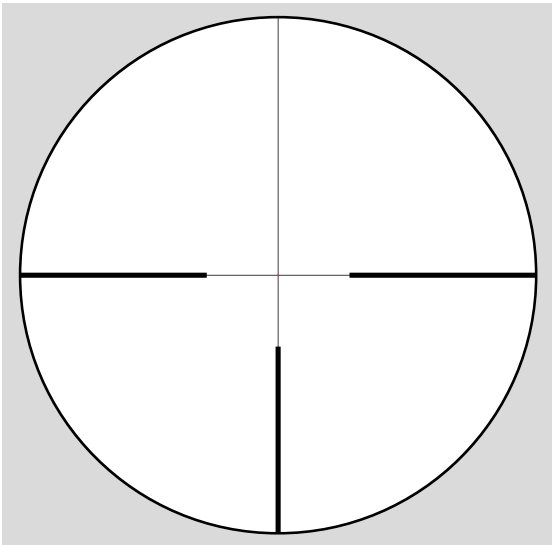
SECOND FOCAL PLANE (2. FP)



LP7

Illumination: Luminescence Technology

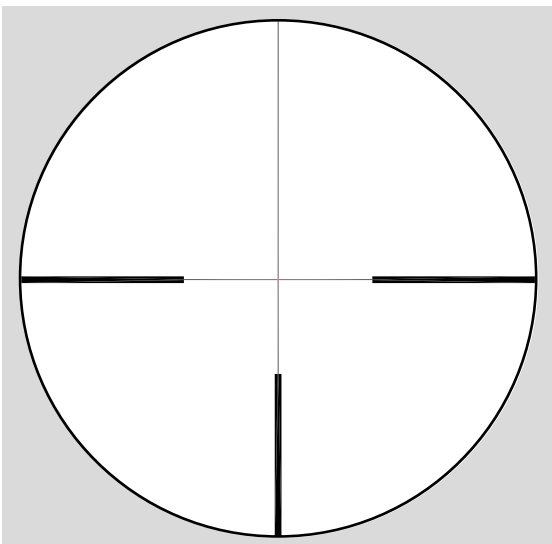
The LP7 reticle combines traditional hunting practice with a modern design. With its clear reticle pattern, proven post-and-crosshair structure, and the true magnification at 9x, it supports rapid target acquisition – ideal for driven hunts, stalking, or stand hunting under changing light conditions. The wider outer posts guide the eye reliably toward the fine aiming mark with an illuminated dot at the center, enabling precise shots even under time pressure. Deliberately kept uncluttered, the LP7 offers hunters an unobstructed view of the game and intuitive handling.



FD7

Illumination: FlashDot

The FD7 is Schmidt & Bender's most popular hunting reticle – and for good reason. Its daylight-bright red dot allows for simple and intuitive target acquisition, even in challenging lighting conditions or from instable shooting positions. Combined with the true magnification at 8x, the reticle provides a reliable solution for precise shot placement, even at medium ranges.



D7

Illumination: Diffractive

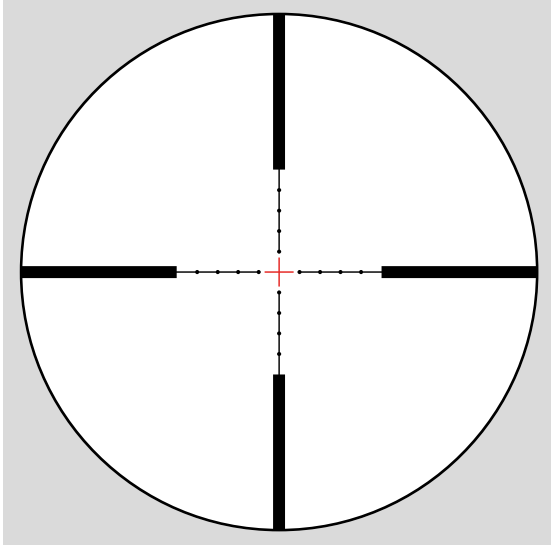
The D7 with illuminated red dot is located in the second focal plane and is a very popular hunting reticle.

In the second focal plane, only the target image changes in size when adjusting the magnification. The reticle itself remains constant in size regardless of the magnification level. As a result, target coverage remains minimal at high magnifications. This feature makes it especially popular among hunters.

Note: The catalog provides only a brief description of the reticles. For further information visit our website.

RETICLES: DEFENCE & COMPETITION

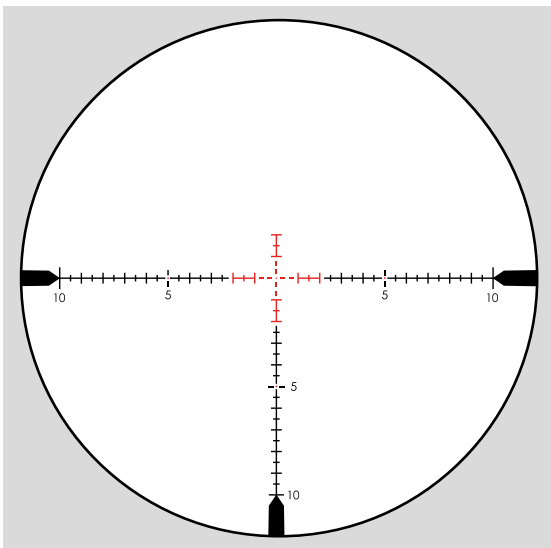
FIRST FOCAL PLANE (1. FP)



P3L

Illumination: Luminescence Technology

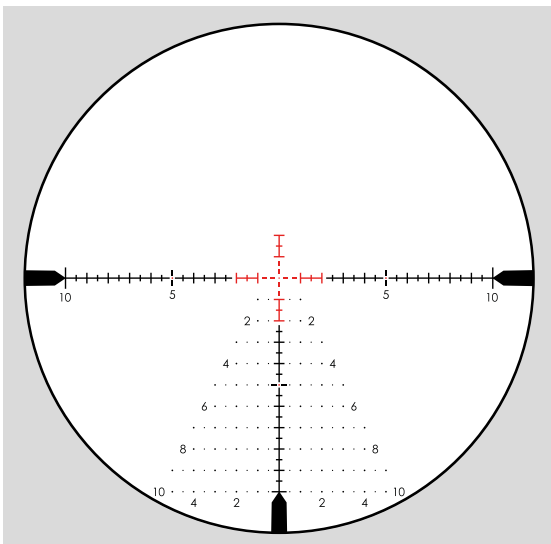
The P3L Mil-Dot reticle forms the basis of modern tactical reticle design. Its straightforward and highly functional structure makes it ideal for basic range estimation and quick shot correction. The spacing from one dot to the next measures exactly 1 mrad known in practice as 1 mil. The illuminated central cross enhances contrast in varying light conditions. Bold outer bars guide the eye reliably toward the center at low magnification, ensuring fast and intuitive target acquisition.



SBX-S

Illumination: Luminescence Technology

The SBX-S is a versatile reticle designed for both hunting and competition shooting. It is suitable for short- and long-range and features a clear, illuminated central crosshair that enables precise shooting even in low-light conditions. The new SBX-S is identical to the SBX reticle except for the wind hold points. This allows shooters to dial distance with the turret while wind can be corrected by using the horizontal markings. It is deliberately kept uncluttered and offers shooters an unobstructed view and intuitive handling.



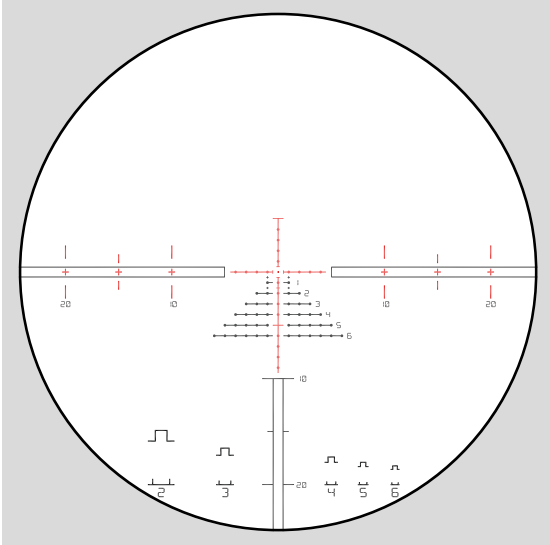
SBX

Illumination: Luminescence Technology

This reticle is designed for long-range hunting but is equally suitable for competition shooting disciplines such as NRL Hunter. The defined illuminated crosshair with a free-floating red dot covering only 0.065 mrad remains precise and clearly visible at both low and high magnification levels. The illuminated crosshair measures 2 mrad from the center to its outer structure and is optimized for the most common calibers out to 400 m. In addition, it features clean and intuitive hold marks in a Christmas-tree layout, enabling precise shots up to 1,000 m – even in windy conditions and low light.

RETICLES: DEFENCE & COMPETITION

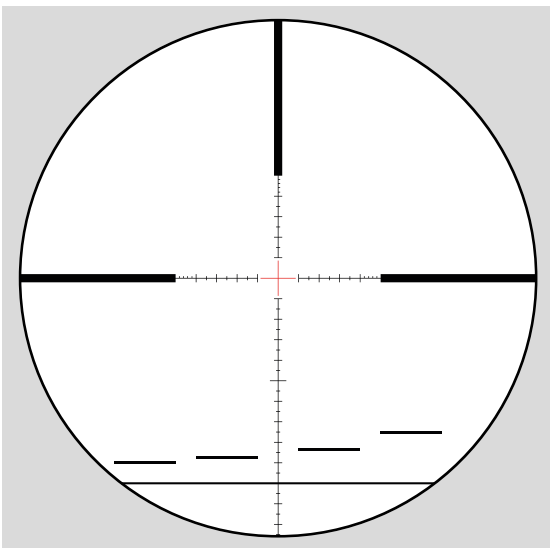
FIRST FOCAL PLANE (1. FP)



MDR-T6

Illumination: Luminescence Technology and Diffractive

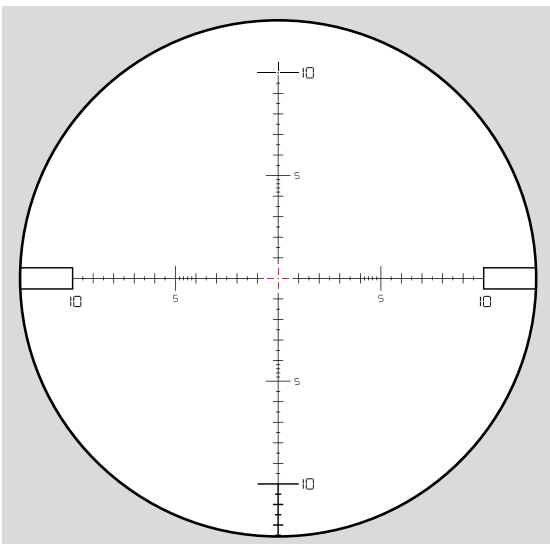
The MDR-T6 is a Mil-Dot reticle in the first focal plane, ensuring clear visibility even at low magnifications. The daylight visible free-floating center dot in the 1-8x24 PM II ShortDot Dual CC is located in the second focal plane and maintains constant size across the zoom range, minimizing target coverage. A tree style reticle down to 6 mrad provides hold points for wind and drop compensation. 5-mrad marks support speed estimation, while stadiametric scales allow ranging from 200 to 600 m.



P4FL

Illumination: Luminescence Technology

The P4FL is the further development of the P3L, using finer lines instead of Mil-Dots to reduce target coverage. The main markings correspond to 1 mrad, complemented by 0.5 mrad subtensions and 0.2 mrad references at the outer edges for precise ranging and corrections. A ranging box allows quick estimation of a 50 cm target from 200 to 500 m. The illuminated center cross improves contrast, while bold outer bars guide the eye to the center at low magnification.



P5FL

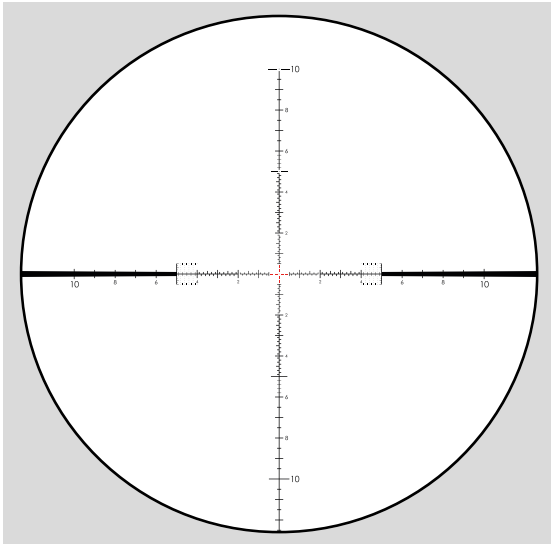
Illumination: Luminescence Technology

The P5FL reticle is the evolution of the P4FL. At its center is an open cross made of 0.2 mrad lines with a free-floating dot, reducing target coverage and enabling precise hold corrections. The primary markings are based on 1 mrad, supplemented by 0.5 mrad subtensions for accurate measurements. A reference point at 10 mrad above center extends the usable elevation range. The open layout minimizes visual obstruction and improves target and trace observation.

Note: The catalog provides only a brief description of the reticles. For further information visit our website.

RETICLES: DEFENCE & COMPETITION

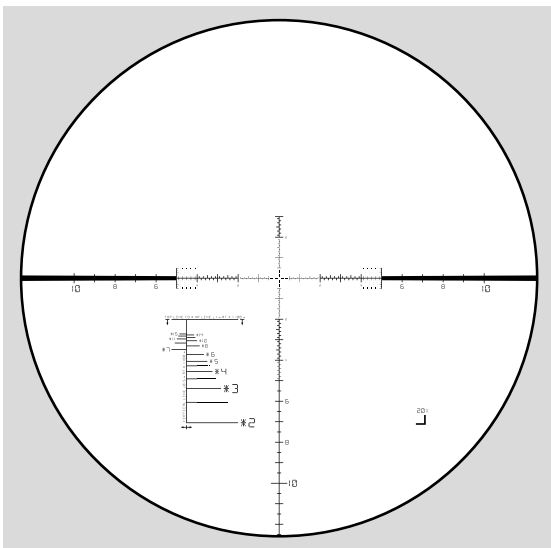
FIRST FOCAL PLANE (1. FP)



M1FL

Illumination: Luminescence Technology

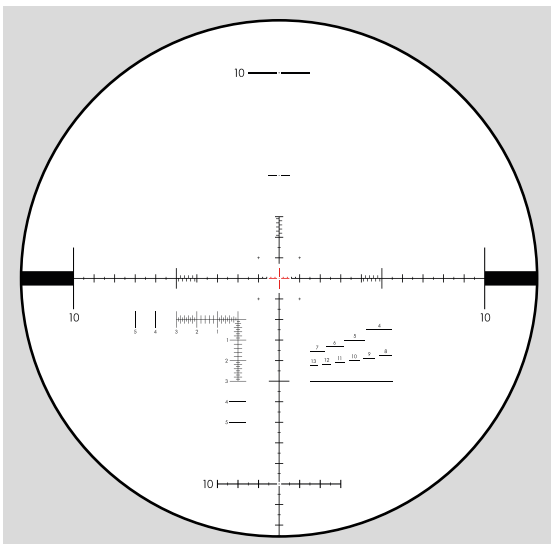
The M1FL is based on the LRR-MIL reticle and features a fine aiming dot with only 0.32 mrad coverage. Its open crosshair enables precise hold corrections. The 0.1 mrad scale in the center allows exact measurements, while side dot matrices help determine oval target dimensions. A reference point at 10 mrad above center extends the usable elevation range. The open layout minimizes visual obstruction and improves target and trace observation.



LRR-MIL

Illumination: Diffractive

The LRR-MIL was developed in cooperation with experienced long-range shooters. The finest free-floating center dot in the world covers less than 2 cm at 1,000 m, keeping even the smallest targets visible. The open crosshair enables precise hold corrections. The 0.1 mrad scale allows exact measurements, while side dot matrices help determine oval target shapes. The open upper section allows shot observation. A ranging box in the lower left allows fast distance estimation and magnification marks allow the direct reading of the set magnification.



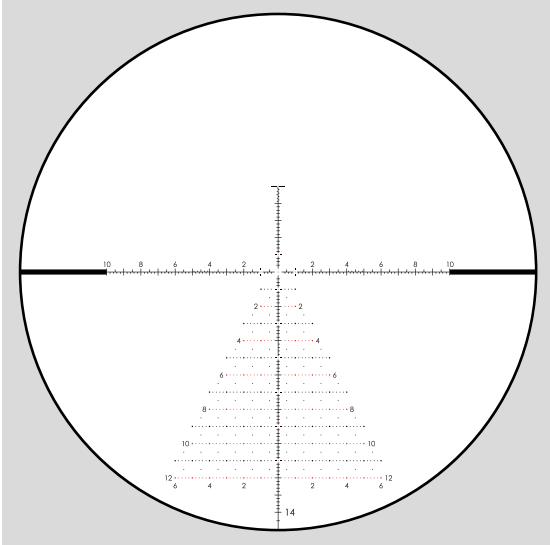
MSR2

Illumination: Luminescence Technology

Clean, practical FFP design for speed and precision. It features a fine “L-scale” for exact milling, stadiametric range grid for rapid target ranging, and an illuminated 1 mrad center for precise aiming for dark and NVD use. Heavy bars are also usable at lowest magnification, and consistent subtensions ensure accuracy across all zoom levels. The MSR2 is optimized for professionals and precision shooters, for everything from close targets to extreme long range shooting. For more information visit the FinnAccuracy website. **Note:** *The 3-27x56 PM II High Power features a slight deviation in the center. Please refer to the datasheet.*

RETICLES: DEFENCE & COMPETITION

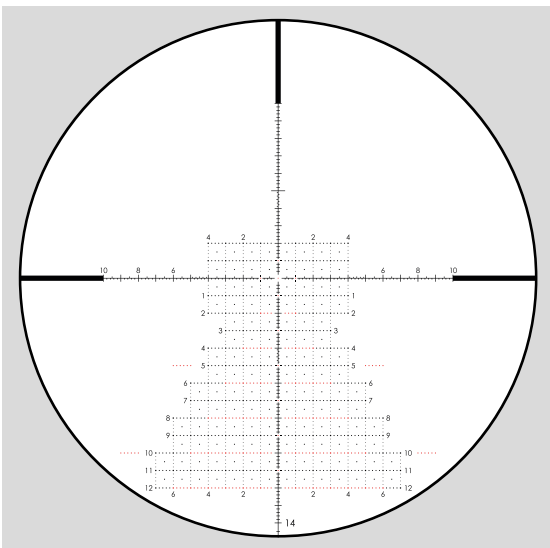
FIRST FOCAL PLANE (1. FP)



TR²ID

Illumination: Luminescence Technology

The TR²ID is an mrad based reticle with 0.2 mrad subtensions and a streamlined evolution of the GR²ID, designed for dynamic long range disciplines. The lines derived from the P4FL guide the shooter quickly to the center thanks to the 0.2 mrad scaling, where a free-floating dot ensures minimal target coverage. The tree shaped grid with 0.2 mrad dots and additional 0.5 mrad hold points enables precise wind and elevation corrections. The numbering system provides optimal orientation, while the open design enhances target observation and trace visibility.



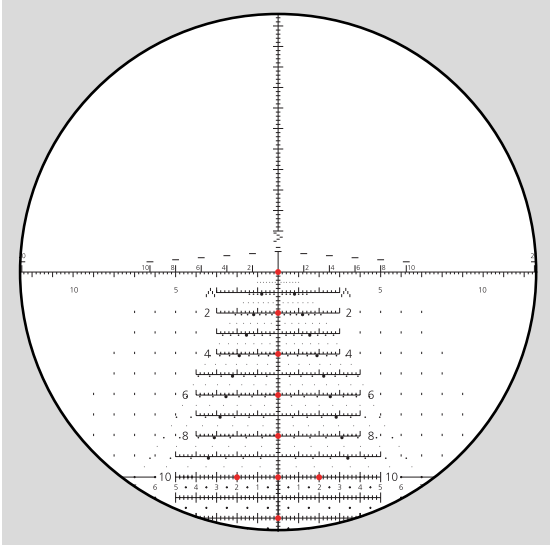
GR²ID

Illumination: Luminescence Technology

The GR²ID reticle is designed for dynamic long-range disciplines where speed and precision are essential. Its horizontal and vertical lines are based on the P4FL and feature a 0.2 mrad subtension that guides the eye quickly to the center. A free-floating center dot ensures minimal target obstruction and precise aiming. The 1 mrad grid provides clear holdover and holdunder options, with 0.2 mrad dots and additional mid-points for fast corrections. Numeric markings further enhance orientation.

RETICLES: DEFENCE & COMPETITION

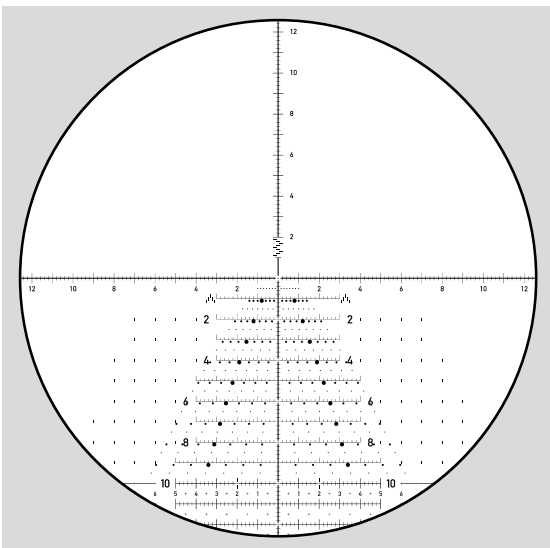
FIRST FOCAL PLANE (1. FP)



TREMOR3™

Illumination: Luminescence Technology

The TREMOR3™ reticle is engineered to maximize a marksman’s speed and accuracy. Its patented features enable rapid range estimation while providing precise wind and drop correction data for fast and reliable second-shot adjustments. Used by USSOCOM and other Special Forces around the globe as well as competition shooters. For additional information visit the Horus Vision website.



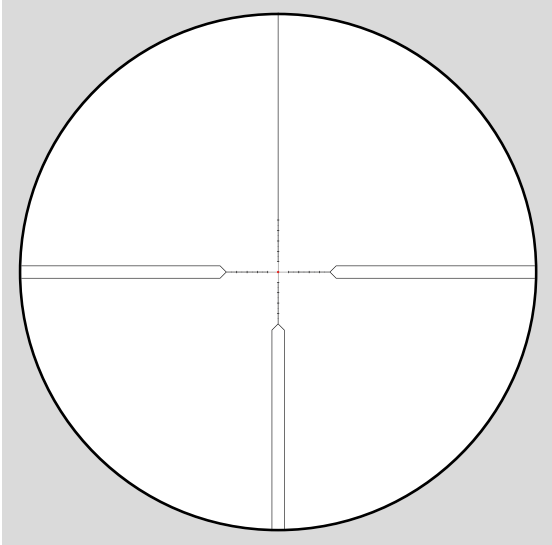
TREMOR5™

Illumination: Luminescence Technology

The TREMOR5™ reticle is designed to deliver the core capabilities of the TREMOR3™ while offering a clearer, less obstructed field-of-view. By removing the Rapid Range Bars and moving target holds, it becomes suited for competition shooting as well as for professional use by Special Forces. Retaining the 0.2 mrad Horus Grid, the patented Time-of-Flight wind dots, and the TREMOR™ milling chevrons, the reticle enables fast and accurate engagement of multiple targets at varying distances. For additional information visit the Horus Vision website.

RETICLES: DEFENCE & COMPETITION

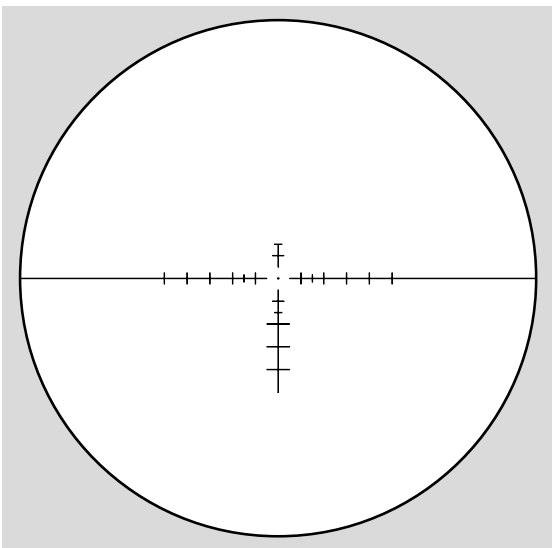
SECOND FOCAL PLANE (2. FP)



CQB2

Illumination: FlashDot

The CQB2 reticle in the second focal plane is designed for short to medium distances. The daylight-bright red dot enables fast target acquisition, and its visual coverage becomes even smaller as magnification increases, allowing precise aiming. True Magnification is at 8x, where the reticle markings are correct. The main lines are then equal to 1 mrad and the subtensions are to 0.5 mrad, suitable for ranging and hold corrections.



M2F-2MOA

Illumination: Non-Illuminated

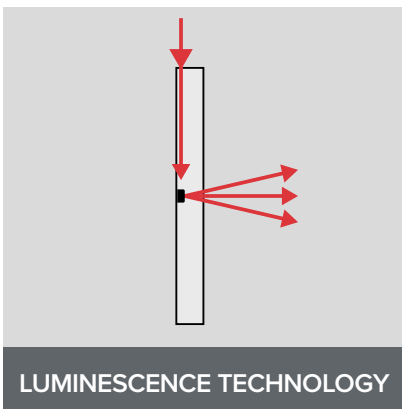
The M2F-2MOA is an MOA-based reticle of the new competition focused generation in the second focal plane. Designed for precision shooters and F-Class, its free-floating center dot covers only $\frac{1}{16}$ MOA at 40x, enabling highly precise aiming on target. Additional hold marks provide clear reference points and support the shooter in heavy mirage or poor visibility, ensuring consistent accuracy even under demanding conditions.



ILLUMINATION TECHNOLOGIES

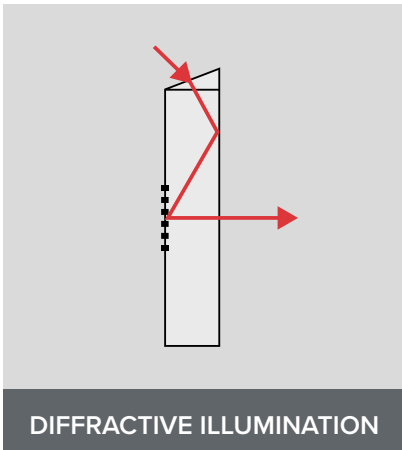
THE RIGHT SOLUTION FOR EVERY APPLICATION

Schmidt & Bender use various illumination technologies, each optimized for its specific strengths. This ensures that the ideal illumination is available for every application whether broad illuminated structures, daylight visible aiming points, or extremely fine, precisely defined illuminated elements. As a result, our optics consistently offer optimal illumination across all applications.



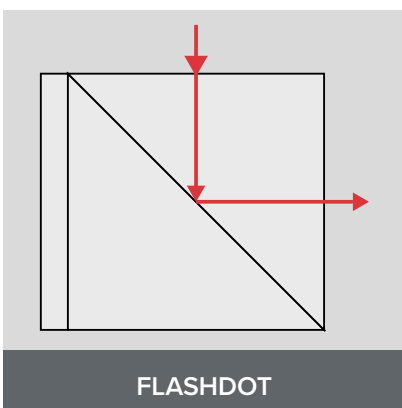
LUMINESCENCE TECHNOLOGY

Luminescence technology is based on the etch-and-fill process and is ideal when no high intensity illumination is required or when larger areas of the reticle need to be illuminated. Fine reticle structures are etched into the glass and filled with luminescent pigments. These pigments absorb laterally introduced light and emit it diffusely toward the eye. The structure remains visible even without illumination and is often combined with a black chrome layer to increase contrast.



DIFFRACTIVE ILLUMINATION

Diffractive reticle technology uses the principle of light diffraction to direct light with extreme precision. A microscopic diffraction grating is applied to the reticle surface, controlling how light is guided toward the eye. This allows even extremely fine reticle structures to be displayed bright and clear. Unlike FlashDot technology, the central point remains visible even without illumination. The specialized diffractive coating also ensures excellent light transmission and outstanding image quality.



FLASHDOT

FlashDot is a patented Schmidt & Bender illumination technology designed to deliver a highly precise aiming point. A beam splitter positioned behind the reticle projects the red dot into the field-of-view. The dot remains clearly visible even when the shooter is not perfectly centered behind the optic. When switched off, the FlashDot disappears completely, allowing an uncovered and reflection free view of reticle and target.



MOUNT SYSTEMS

DEFINITIONS, DIFFERENCES, AND NOTES

Our hunting riflescopes can be used with 2 different mount systems: the most common and regular ring mount system and our so called LMZ rail mount. No matter which mounting system you prefer: please pay special attention to the mounting process and consult our riflescope manual since this will determine significantly the functionality and accuracy of the riflescope.



LMZ RAIL MOUNT

The LMZ rail mount system is mainly used in Germany, Austria and Switzerland. There are different kinds of rail systems available. We offer the most common internal prism rail solution, the so called “LMZ rail mount” (= Light aluminum Zeiss compatible).

RING MOUNT

The ring mount system is the most common system to mount a riflescope to a rifle. The rugged design of our riflescopes allows a secure mounting. The rings of the mount can be tightened with a torque of up to 2.8 Nm to prevent any movement of the riflescope; however, always check and follow the torque specifications provided by the mounting manufacturer to ensure that the mount itself is not overloaded. We strongly recommend using a high-quality mount rather than gluing the riflescope or applying any other improvised fixation methods.

We offer two different main tube diameters: 30 mm and 34 mm. Please note that different main tube diameters require a corresponding ring mount size.



SENSOR-BASED AUTO-SHUTOFF

INTELLIGENT. AUTOMATIC. RELIABLE

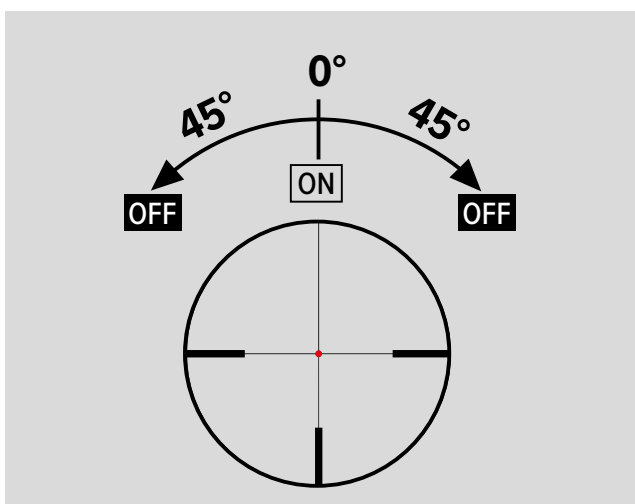
Our hunting riflescopes feature a tilt-controlled automatic shut-off. This sensor system reacts precisely and saves energy by switching off the reticle illumination in situations where the riflescope is not in use. Controlled by the integrated tilt and position sensors, the reticle illumination turns off when the weapon, with illumination switched on, is set down or laid aside. As soon as the riflescope is brought into a shooting position, the illuminated dot automatically switches back on. The control is based on defined angle ranges, from a tilt of 45° to the sides, 70° upward, or 110° downward.

The inclination-controlled shutoff sensor system is not integrated in the models of the CM II- and PM II Series, as well as in the Meta (1. FP). These riflescope models are used at shooting angles that are atypical for hunting due to different application scenarios. In such cases, an automatic shut-off of the reticle illumination would be disadvantageous.

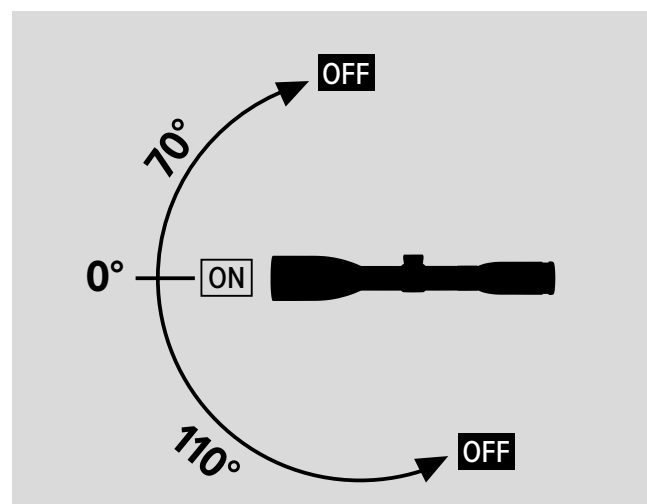
However, all our riflescopes are equipped with a timed automatic shut-off that switches off the reticle illumination after six hours if the illumination intensity is not adjusted.

ADVANTAGES:

- ⊙ Extended battery life thanks to optimized energy management
- ⊙ Automatic on/off functionality via precise position sensor
- ⊙ Easy operation without additional buttons or menus
- ⊙ Ideal for stalking, stand hunting, and driven hunts
- ⊙ Immediately ready for use in any hunting situation



Illumination is activated in the shooting position; when tilted sideways beyond 45°, the illumination is automatically deactivated.



The illumination is active in the shooting position and is automatically deactivated when tilted beyond 70° or 110°.

Whether stalking through autumn foliage or sitting quietly in a high seat: with illuminated riflescopes from Schmidt & Bender, you stay focused and ready – in any light and in any position.



TURRETS: HUNTING

For precise hunting, reliable and intuitive controls are just as essential as high-quality optics. Various elevation and windage turrets provide practical, application-oriented solutions tailored to different requirements. This chapter offers an overview of the most important turret functions and their specific fields of application.

ABBREVIATIONS: FUNCTIONS

DT (Double-Turn)
MT (Multi-Turn)
ST (Single-Turn)
cw (clockwise)
ccw (counter clockwise)

0.1 mrad = 1 cm / 100 m

BDC = BULLET DROP COMPENSATION (BDC)

The BDC enables quick adjustment of the reticle position to “stay on target” at various distances. With clearly visible markings and numbers, the reticle can be easily adjusted with a single movement to ensure accuracy even at long range.

CT = (CAPPED TURRET)

The screw-on protective cap prevents unintentional adjustment of the turret.

LT = (LOCKING TURRET)

BDC II and BDC II-B models feature a Mode Lever that locks or unlocks the turret. When the lever points toward the muzzle, the turret is locked. Rotating the lever toward the magnification ring unlocks the turret.

SZC = SUB-ZERO CLICKS

Sub-Zero Clicks are clicks below the engraved “0.” They allow quick compensation for air pressure changes or for the use of suppressors/night-vision devices – without needing to re-zero the turret.



KLASSIK CT (ELEVATION) | KLASSIK CT (WINDAGE)

Capped Klassik turret adjustments for elevation and windage

This simple and precise system has proven itself for many users around the world for years. The Klassik turret adjustment provides a quick visual reference of the reticle position and offers a consistently large adjustment range in both elevation and windage, ensuring perfect zeroing.

Available for: Klassik Series

TURRETS: HUNTING



POSION CT (ELEVATION) | POSICON CT (WINDAGE)
Posicon turret adjustments for elevation and windage (CT)
 The Posicon turret adjustment (**P**osition **C**ontrol) is unique and exclusively available from Schmidt & Bender. Its color-coded system allows you to see the reticle position at a glance, preventing excessive canting of the erector system inside the riflescope tube. This adjustment system ensures simple and precise zeroing.
Available for: Zenith Series, 1-8x24 Exos and Exos (TMR) and 3-18x42 Meta (2. FP)



BDC (ELEVATION) | KLASSIK CT (WINDAGE)
Tool-free elevation and windage correction
 The classic Bullet Drop Compensation (BDC) enables tool-free zeroing and precise shots at longer distances. The capped Klassik turret adjustment (CT) for windage is protected by a screw cap and offers a large adjustment range for reliable zeroing.
Available for: 3-12x42, 3-12x50 and 4-16x50 Klassik



BDC (ELEVATION) | POSICON CT (WINDAGE)
Precise elevation and windage combined
 The classic Bullet Drop Compensation (BDC) enables tool-free zeroing and precise shots at longer distances. Combined with the Posicon CT windage adjustment, it provides a clear visual reference and reliable control of the reticle position.
Available for: 3-12x50 Zenith



BDC II LT (ELEVATION) | POSICON CT (WINDAGE)
Control through innovative turret systems
 Robust, precise, and highly functional: The compact lockable elevation turret offers 10 mrad and enables accurate long-distance hunting shots. The windage adjustment features a capped Posicon turret. The BDC II LT operates down to -40°C and is easy to zero without removing the turret.
Available for: 1-8x24 Exos (TMR) and 3-18x42 Meta (2. FP)

TURRETS: HUNTING



Fig. shows configuration in cw

BDC II-B LT (ELEVATION) | POSICON CT (WINDAGE)

Precise adjustment – compact, safe, reliable

The compact lockable elevation turret offers 10 mrad and it enables the shooter with six position indicators (100–600 m) to “stay on target” at various distances. The position indicators can be placed and fixed at any desired position of the turret. The windage adjustment features a capped Posicon turret. The BDC II-B LT operates down to -40°C and is easy to zero without removing the turret.

Available for: 3-18x42 Meta (2. FP), 1-8x24 Exos (TMR)



Fig. shows configuration in cw

BDC II-B LT (ELEVATION) | BDC II LT (WINDAGE)

Reliable precision – flexible and robust

The compact lockable elevation turret offers 10 mrad and it enables the shooter with six position indicators (100–600 m) to “stay on target” at various distances. The position indicators can be placed and fixed at any desired position of the turret. The windage turret also features a locking function and enables fast wind corrections. Both turrets operate down to -40°C and can be zeroed easily without removing the turret.

Available for: 3-18x42 Meta (2. FP)



Fig. shows configuration in cw

ST12 LT (ELEVATION) | ST ZC LT (WINDAGE)

Precise control in every situation

The ultra low profile turret with 12 mrad adjustment range is extremely compact and enables highly precise long-range hunting shots. The elevation turret features locking function, while the windage turret includes Zero Click – providing a harder click at “0” – and a locking function. Designed for extreme conditions, it is easy to zero without removing the turret.

Available for: 3-18x42 Meta (1. FP)



Fig. shows configuration in cw

DT23 LT (ELEVATION) | ST ZC LT (WINDAGE)

Control in any aspect – precise and intuitive

The Double-Turn turret with 23 mrad features a visual and tactile indicator for the second revolution, enabling precise long-range shots. The elevation as well as the windage adjustment have a locking function, while the windage turret additionally features a Zero Click (ZC). Both turrets can be zeroed easily without removing the turret.

Available for: 3-18x42 Meta (1. FP)

Note: The catalog provides only a brief description of the turrets. For further information visit our website.



63 62 61 60 79 77
43 42 41 40 59 58 57
23 22 21 20 39 38 37
3 2 1 0 19 18 17

500
100
me
2

0
1
19 R
18 R
17 R
16 R
15 R

TURRETS: DEFENCE & COMPETITION

The adjustment turrets from Schmidt & Bender are among the most precise, reliable, and versatile on the market. With clearly defined clicks, outstanding user ergonomics, and exceptional repeatability, they set new standards for both sporting and tactical applications. All turret models are available in clockwise (cw) and counterclockwise (ccw) configurations, ensuring maximum flexibility for different operational requirements.

ABBREVIATIONS: FUNCTIONS

DT	(Double-Turn)
MT	(Multi-Turn)
ST	(Single-Turn)
cw	(clockwise)
ccw	(counter clockwise)

0.1 mrad = 1 cm / 100 m

MTC = MORE TACTILE CLICKS FUNCTION

The MTC function provides a significantly stronger tactile feedback at every full mrad increment, enabling fast and secure corrections without taking the eye off the target.

ZC = ZERO CLICK

The Zero Click provides a distinct, tactile click at the zero, giving the shooter a clear reference to the starting position and enabling quick and reliable adjustments without taking the eye off the target.

SZC = SUB-ZERO CLICKS

Sub-Zero Clicks are located below the engraved "0" and allow rapid adjustments when using accessories such as suppressors, when environmental conditions change, or when engaging targets at shorter distances.

CT = CAPPED TURRET

The protective screw on cap for the turret reliably prevents against unintentional adjustments.

LT = LOCKING TURRET

Gen I:

The first-generation locking mechanism uses an outer locking sleeve. Lifting the sleeve unlocks the turret; pressing it down re-engages the lock. When locked, the red "LOCKED" marking provides a clear status indication.

Gen II:

Elevation Turret (DT II+ / MT II):

The second generation uses a Mode Lever to switch between Locked, MTC, and Non-MTC modes.

- ⊙ When the lever points toward the muzzle, the turret is in the Locked mode and the indicator window shows Red.
- ⊙ A 45° turn counterclockwise unlocks the turret and activates the MTC mode and the indicator window shows Green.
- ⊙ In the final counterclockwise position, the turret is in Non-MTC mode and the indicator window shows Black.

Windage Turret (ST II / DT II+):

A Mode Lever also controls the locking function. When switching from locked to unlocked, the indicator window changes from Red to Green.

TURRETS: COMPETITION



POSION CT (ELEVATION) | POSICON CT (WINDAGE)
Posicon turret adjustments for elevation and windage (CT)
 The Posicon turret adjustment (**Position Control**) is unique and exclusively available from Schmidt & Bender. Its color-coded system allows you to see the reticle position at a glance, preventing excessive canting of the erector system inside the riflescope tube. This adjustment system ensures simple and precise zeroing.
Available for: 1-8x24 Exos (TMR)



BDC II LT (ELEVATION) | POSICON CT (WINDAGE)
Control through innovative turret systems
 Robust, precise, and highly functional: The compact lockable elevation turret offers 10 mrad and enables accurate long-distance hunting shots. The windage adjustment features a capped Posicon turret. The BDC II LT operates down to $-40\text{ }^{\circ}\text{C}$ and is easy to zero without removing the turret.
Available for: 1-8x24 Exos (TMR)



BDC II-B LT (ELEVATION) | POSICON CT (WINDAGE)
Precise adjustment – compact, safe, reliable
 The compact lockable elevation turret offers 10 mrad and it enables the shooter with six position indicators (100–600 m) to “stay on target” at various distances. The position indicators can be placed and fixed at any desired position of the turret. The windage adjustment features a capped Posicon turret. The BDC II-B LT operates down to $-40\text{ }^{\circ}\text{C}$ and is easy to zero without removing the turret.
Available for: 1-8x24 Exos (TMR)



ST12 LT (ELEVATION) | ST ZC LT (WINDAGE)
Functional and robust in an ultra-low profile
 The ultra-low profile Single-Turn turret has a high functionality in a minimal profile, enabling extremely low accessory mounting in the 12 o'clock position. Providing 12 mrad elevation adjustment and locking on elevation, and ZC with locking on windage.
Available for: 3-18x42 Meta (1. FP)

TURRETS: COMPETITION



DT23 LT (ELEVATION) | ST ZC LT (WINDAGE)

Functional and robust in an ultra-low profile

The ultra-low profile Double-Turn turret has a high functionality in a minimal profile, enabling extremely low accessory mounting in the 12 o'clock position. Available in 23 mrad it features a visual and tactile second-rotation indicator and locking on elevation as well as ZC and locking for windage.

Available for: 3-18x42 Meta (1. FP)



DT II+ MTC LT (ELEVATION) | ST II ZC LT (WINDAGE)

Tactile precision with maximum functionality

The DT II+ was developed for competition shooting and features a large, clearly readable 23 or 30 mrad engraving along with highly tactile clicks. A visual and tactile indicator shows the current rotation. The elevation turret offers Locked/MTC/Non-MTC modes, while the windage turret provides ZC and a locking function, both displayed via a status window. **Available for CM II models:** 6-36x56 CM II High Performance, 10-60x56 CM II High Performance



MT II MTC LT (ELEVATION) | DT II+ ZC LT (WINDAGE)

Maximum adjustment meets finest precision

The Multi-Turn II is engineered for precision and extreme long-range shooting. It features 0.05 mrad clicks, a 23 or 39 mrad engraving, and a numbered rotation indicator. The elevation turret offers Locked/MTC/Non-MTC modes, while the windage turret is a DT II+ design with Zero Click, locking function, and a directional indicator. **Available for CM II models:** 6-36x56 CM II High Performance, 10-60x56 CM II High Performance



MT II (ELEVATION) | DT II+ (WINDAGE)

Maximum adjustment meets finest precision

The Multi-Turn II MOA version is designed for precision and long-range competition shooting. With 1/8 MOA clicks, it provides a total adjustment range of 79 MOA across multiple revolutions. A visual numbered rotation indicator shows the current turn, while the Double-Turn windage turret features a visual and tactile direction indicator. **Available for CM II model:** 10-60x56 CM II High Performance

Note: The catalog provides only a brief description of the turrets. For product-specific adjustment range, see the product details page. For further information visit our website.

TURRETS: DEFENCE & COMPETITION



ST12 MTC LT (ELEVATION) | ST ZC LT (WINDAGE)

Functional and robust in an ultra-low profile

The ultra-low profile Single-Turn turret has a high functionality in a minimal profile, enabling extremely low accessory mounting in the 12 o'clock position. Providing 12 mrad elevation adjustment, MTC and locking on elevation, and ZC with locking on windage.

Available for PM II: 1-8x24 PM II ShortDot Dual CC



DT27/DT35 MTC LT (ELEVATION) | ST ZC CT (WINDAGE)

Functional and robust in an ultra-low profile

The ultra-low profile Double-Turn turret has a high functionality in a minimal profile, enabling extremely low accessory mounting in the 12 o'clock position. Available in 27 mrad and 35 mrad versions, it features a visual and tactile second-rotation indicator, MTC and locking on elevation, and ZC with screw on cap for windage.

Available for PM II: 3-20x50 PM II Ultra Short, 5-20x50 PM II Ultra Short, 5-25x56 PM II, 3-27x56 PM II High Power, 6-36x56 PM II High Performance, 5-45x56 PM II High Power



DT II+ MTC LT (ELEVATION) | ST II ZC LT (WINDAGE)

Tactile precision with maximum functionality

The DT II+ was developed for competition shooting and features a large, clearly readable 27 or 30 mrad engraving along with highly tactile clicks. A visual and tactile indicator shows the current rotation. The elevation turret offers Locked/MTC/Non-MTC modes, while the windage turret provides ZC and a locking function, both displayed via a status window. **Available for PM II models:** 3-27x56 PM II High Power, 6-36x56 PM II High Performance, 5-45x56 PM II High Power



DT (ELEVATION) | ST (WINDAGE)

The origin of the Double-Turn

The Double-Turn turret provides simple, intuitive operation with clearly defined, tactile clicks. As the origin of the proven Double-Turn concept, it offers 23 or 26 mrad of elevation travel depending on the riflescope model and features a clearly visible rotation indicator. The windage turret is designed as a Single-Turn. **Available for PM II:** 3-12x50 PM II, 5-25x56 PM II

TURRETS: DEFENCE & COMPETITION






Fig. shows MT II turret configuration in cw with 39.5 mrad adjustment range

MT II MTC LT (ELEVATION) | DT II+ ZC LT (WINDAGE)

Maximum adjustment meets finest precision







The Multi-Turn II is engineered for precision and extreme long-range shooting. It features 0.05 mrad clicks, a 29 or 39 mrad engraving, and a numbered rotation indicator. The elevation turret offers Locked/MTC/Non-MTC modes, while the windage turret is a DT II+ design with Zero Click, locking function, and a directional indicator. **Available for PM II models:** 3-27x56 PM II High Power, 6-36x56 PM II High, Performance, 5-45x56 PM II High Power

TECHNICAL DATA: HUNTING



									
Model	3-18x42 Meta (1. FP)		3-18x42 Meta		1-8x24 Exos				
Magnification	3–18		3–18		1–8				
Internal objective diameter (mm in)	42 1.654		42 1.654		24 0.945				
Exit pupil-Ø (mm in)	8.3–2.3 0.33–0.09		8.3–2.3 0.33–0.09		9.6–3.0 0.38–0.12				
Field-of-view (m/100 m) (ft/100 yd)	14.5–2.4 43.5–7.2*		14.5–2.4 43.5–7.2*		35.3–4.9 105.9–14.7				
Length (mm in)	328 12.913		328 12.913		293 11.535				
Weight (g oz)	775–780 27.34–27.51		680–720 23.99–25.40		570–605 20.11–21.34				
Mounting system	Ring mount		Ring mount or LMZ rail mount		Ring mount				
Main tube Ø (mm in)	30 1.18		30 1.18		30 1.18				
Outer diameter objective (mm in)	50 1.969		50 1.969		30 1.18				
Outer diameter ocular (mm in)	48 1.890		48 1.890		46.1 1.815				
Parallax adjustment (m yd)	20 – ∞ 21.87 – ∞		20 – ∞ 21.87 – ∞		100 (7 m in CC-Mode) 109.36 (7.66 yd in CC-Mode)				
Reticles	SBX-S, SBX		LP7		LP7, CQB2				
Focal Plane	1		2		2				
Illumination	11 steps		11 steps		11 steps				
Throw Lever V2 compatible	Yes		No		No / Yes (TMR)				
Included	Tenebraex + Optic Cleaning Kit Pro		Tenebraex		Lens Cover Bikini Style				
Turrets (Elevation / Windage)	ST12 LT / ST ZC LT	DT23 LT / ST ZC LT	Posicon CT / Posicon CT	BDC II LT / Posicon CT	BDC II-B LT / Posicon CT	BDC II-B LT / BDC II LT	Posicon CT / Posicon CT	BDC II LT / Posicon CT	BDC II-B LT / Posicon CT
Turret rotation	cw / ccw	cw / ccw	cw / ccw	cw / ccw	cw	cw / ccw	cw	cw	cw
Click value	0.1 mrad	0.1 mrad	1 cm / 100 m	1 cm / 100 m	1 cm / 100 m	1 cm / 100 m	1 cm / 100 m	1 cm / 100 m	1 cm / 100 m
Adjustment range elevation	12 mrad	23.2 mrad	305 cm / 100 m	100 cm / 100 m	100 cm / 100 m	100 cm / 100 m	230 cm / 100 m	100 cm / 100 m	100 cm / 100 m
Adjustment range windage	±6 mrad	±6 mrad	±152 cm / 100 m	±152 cm / 100 m	±152 cm / 100 m	±50 cm / 100 m	±115 cm / 100 m	±115 cm / 100 m	±115 cm / 100 m
Internal travel elevation	34.2 mrad	34.2 mrad	305 cm / 100 m	359 cm / 100 m	359 cm / 100 m	359 cm / 100 m	230 cm / 100 m	230 cm / 100 m	230 cm / 100 m
Internal travel windage	19.7 mrad	19.7 mrad	305 cm / 100 m	305 cm / 100 m	305 cm / 100 m	359 cm / 100 m	230 cm / 100 m	230 cm / 100 m	230 cm / 100 m

* Field-of-view (USA) (m/100 m) | (ft/100 yd): 12.4–2.1 | 37.2–6.4

TECHNICAL DATA: HUNTING

									
2.5-10x56 Zenith	3-12x50 Zenith	2.5-10x56 Klassik	3-12x42 Klassik	3-12x50 Klassik	4-16x50 Klassik				
2.5–10	3–12	2.5–10	3–12	3–12	4–16				
56 2.205	50 1.969	56 2.205	42 1.654	50 1.969	50 1.969				
14.1–5.6 14.1–5.6	14.1–4.2 0.56–0.17	14.0–5.6 0.55–0.22	14.0–3.5 0.55–0.14	14.4–4.2 0.57–0.17	12.5–3.1 0.49–0.12				
14.2–3.6 42.6–10.8	11.9–3.1 35.7–9.3	12.8–4.0 38.4–12.0	11.1–3.4 33.3–10.2	11.1–3.4 33.3–10.2	8.3–2.5 24.9–7.5				
333 13.110	342 13.465	385 15.157	346 13.622	350 13.780	395 15.551				
670 23.63	700–730 24.69–25.75	630 22.22	600–620 21.16–21.87	620–640 21.87–22.58	770–790 27.16–27.87				
Ring mount	Ring mount	Ring mount	Ring mount	Ring mount	Ring mount				
30 1.18	30 1.18	30 1.18	30 1.18	30 1.18	30 1.18				
62 2.441	57 2.244	62 2.441	50 1.969	57 2.244	57 2.244				
43.1 1.697	43.1 1.697	43.1 1.697	43.1 1.697	43.1 1.697	43.1 1.697				
100 109.36	100 109.36	100 109.36	100 109.36	100 109.36	50 – ∞ 54.68 – ∞				
FD7	FD7	L3	L3, P3L	L3	P3				
1	1	1	1	1	1				
11 steps	11 steps	11 steps	11 steps	11 steps	No				
No	No	No	No	No	No				
Lens Cover Bikini Style									
Posicon CT / Posicon CT	Posicon CT / Posicon CT	BDC / Posicon CT	Klassik CT / Klassik CT	Klassik CT / Klassik CT	BDC / Klassik CT	Klassik CT / Klassik CT	BDC / Klassik CT	Klassik CT / Klassik CT	BDC / Klassik CT
cw	cw	cw	cw	cw	cw	cw	cw	cw	cw
1 cm / 100 m	1 cm / 100 m	1 cm / 100 m	1 cm / 100 m	1 cm / 100 m	1 cm / 100 m	1 cm / 100 m	1 cm / 100 m	0.5 cm / 100 m	1 cm / 100 m
156 cm / 100 m	130 cm / 100 m	32 cm / 100 m	133 cm / 100 m	108 cm / 100 m	48 cm / 100 m	108 cm / 100 m	48 cm / 100 m	83 cm / 100 m	32 cm / 100 m
±78 cm / 100 m	±65 cm / 100 m	±65 cm / 100 m	±66 cm / 100 m	±54 cm / 100 m	±54 cm / 100 m	±54 cm / 100 m	±54 cm / 100 m	±42 cm / 100 m	±42 cm / 100 m
156 cm / 100 m	130 cm / 100 m	145 cm / 100 m	133 cm / 100 m	108 cm / 100 m	110 cm / 100 m	108 cm / 100 m	110 cm / 100 m	83 cm / 100 m	83 cm / 100 m
156 cm / 100 m	130 cm / 100 m	130 cm / 100 m	133 cm / 100 m	108 cm / 100 m	108 cm / 100 m	108 cm / 100 m	108 cm / 100 m	83 cm / 100 m	83 cm / 100 m

TECHNICAL DATA: COMPETITION

					
Model	1-8x24 Exos (TMR)			3-18x42 Meta (1. FP)	
Magnification	1–8			3–18	
Internal objective diameter (mm in)	24 0.945			42 1.654	
Exit pupil-Ø (mm in)	9.6–3.0 0.38–0.12			8.3–2.3 0.33–0.09	
Field-of-view (m/100 m) (ft/100 yd)	35.3–4.9 105.9–14.7			14.5–2.4 43.5–7.2*	
Length (mm in)	293 11.535			328 12.913	
Weight (g oz)	575–605 20.28–20.99			775–780 27.34–27.51	
Mounting system	Ring mount			Ring mount	
Main tube Ø (mm in)	30 1.18			30 1.18	
Outer diameter objective (mm in)	30 1.18			50 1.969	
Outer diameter ocular (mm in)	46.1 1.815			48 1.890	
Parallax adjustment (m yd)	100 (7 m in CC-Mode) 109.36 (7.66 yd in CC-Mode)			20 – ∞ 21.87 – ∞	
Reticles	FD7, CQB2			SBX-S, SBX	
Focal Plane	2			1	
Illumination	11 steps			11 steps	
Throw Lever V2 compatible	Yes			Yes	
Included	Lens Cover Bikini Style			Tenebraex + Optic Cleaning Kit Pro	
Turrets (Elevation / Windage)	Posicon CT / Posicon CT	BDC II LT / Posicon CT	BDC II-B LT / Posicon CT	ST12 LT / ST ZC LT	DT23 LT / ST ZC LT
Turret rotation	cw	cw	cw	cw / ccw	cw / ccw
Click value	1 cm / 100 m	1 cm / 100 m	1 cm / 100 m	0.1 mrad	0.1 mrad
Adjustment range elevation	230 cm / 100 m	100 cm / 100 m	100 cm / 100 m	12 mrad	23.2 mrad
Adjustment range windage	±115 cm / 100 m	±115 cm / 100 m	±115 cm / 100 m	±6 mrad	±6 mrad
Internal travel elevation	230 cm / 100 m	230 cm / 100 m	230 cm / 100 m	34.2 mrad	34.2 mrad
Internal travel windage	230 cm / 100 m	230 cm / 100 m	230 cm / 100 m	19.7 mrad	19.7 mrad



* Field-of-view (USA) 3-18x42 Meta (1. FP) (m/100 m) | (ft/100 yd): 12.4–2.1 | 37.2–6.4

TECHNICAL DATA: COMPETITION



				
6-36x56 CM II High Performance		10-60x56 CM II High Performance		
6-36		10-60		
56 2.205		56 2.205		
8.3-1.6 0.33-0.06		5.6-1.0 0.22-0.04		
7.3-1.3 21.9-3.8*		4.42-0.75 13.3-2.3*		
390 15.354		442 17.402		
980-995 34.57-35.10		940-998 33.16-35.20		
Ring mount		Ring mount		
34 1.34		34 1.34		
62 2.441		62 2.441		
50 1.969		50 1.969		
20 - ∞ 21.87 - ∞		20 - ∞ 21.87 - ∞		
P5FL, GR ² ID, TR ² ID, M1FL		M1FL, M2F-2MOA		
1		1 2		
11 steps		11 steps No		
Yes		Yes		
Tenebraex + Optic Cleaning Kit Pro		Tenebraex + Optic Cleaning Kit Pro		
DT II+ MTC LT / ST II ZC LT	MT II MTC LT / DT II+ ZC LT	DT II+ MTC LT / ST II ZC LT	MT II MTC LT / DT II+ ZC LT	MT II / DT II+
cw / ccw	cw / ccw	cw / ccw	cw / ccw	cw / ccw
0.1 mrad	0.05 mrad	0.1 mrad	0.05 mrad	1/8 MOA
30.5 mrad	39.5 mrad	23.5 mrad	23.5 mrad	79 MOA
±6 mrad	±6.5 mrad	±6 mrad	±6.5 mrad	±19.5 MOA
41 mrad	41 mrad	25 mrad	25 mrad	86 MOA
21 mrad	21 mrad	15.5 mrad	15.5 mrad	53 MOA

* Field-of-view (USA) 6-36x56 CM II High Performance (m/100 m) | (ft/100 yd): 6.2-1.1 | 18.6-3.2
 Field-of-view (USA) 10-60x56 CM II High Performance (m/100 m) | (ft/100 yd): 3.74-0.64 | 11.2-1.9



TECH. DATA: DEFENCE & COMPETITION

		
Model	1-8x24 PM II ShortDot Dual CC	3-12x50 PM II
Magnification	1–8	3–12
Internal objective diameter (mm in)	24 0.945	50 1.969
Exit pupil-Ø (mm in)	9.8–3.0 0.39–0.12	14.3–4.3 0.56–0.17
Field-of-view (m/100 m) (ft/100 yd)	35.3–4.9 105.9–17.4	11.1–3.4 33.3–10.2
Length (mm in)	293 11.535	342 13.465
Weight (g oz)	635–650 22.40–22.93	860 30.34
Mounting system	Ring mount	Ring mount
Main tube Ø (mm in)	30 1.18	34 1.34
Outer diameter objective (mm in)	30 1.18	57 2.244
Outer diameter ocular (mm in)	50 1.969	43.1 1.697
Parallax adjustment (m yd)	100 (7 m in CC-Mode) 109.36 (7.66 yd in CC-Mode)	50 – ∞ 54.68 – ∞
Reticles	MDR-T6	P3L, P4FL
Focal Plane	1 + 2	1
Illumination	Dual Focal Plane (Reticle 1. FP / Red dot 2. FP)	11 steps
Throw Lever V2 compatible	Yes	No
Included	Tenebraex + Optic Cleaning Kit Pro	Tenebraex + Optic Cleaning Kit Pro
Turrets (Elevation / Windage)	ST12 MTC LT / ST ZC LT	DT / ST
Turret rotation	cw / ccw	cw / ccw
Click value	0.1 mrad	0.1 mrad
Adjustment range elevation	12 mrad	23 mrad
Adjustment range windage	±6 mrad	±6 mrad
Internal travel elevation	23 mrad	26.6 mrad (cw) 24 mrad (ccw)
Internal travel windage	23 mrad	24 mrad

TECH. DATA: DEFENCE & COMPETITION

			
3-20x50 PM II Ultra Short		5-20x50 PM II Ultra Short	
3-20		5-20	
50 1.969		50 1.969	
11.4-2.5 0.45-0.10		10.0-2.5 0.39-0.10	
13.0-2.1 39.0-6.3		7.8-2.0 23.4-5.9	
343 13.504		299 11.772	
920-940 32.45-33.16		870-890 30.69-31.39	
Ring mount		Ring mount	
34 1.34		34 1.34	
57 2.244		57 2.244	
50 1.969		50 1.969	
25 - ∞ 27.34 - ∞		25 - ∞ 27.34 - ∞	
P4FL, MSR2, TR ² ID, TREMOR3™		MSR2, TREMOR5™	
1		1	
11 steps		11 steps	
Yes		Yes	
Tenebraex + Optic Cleaning Kit Pro		Tenebraex + Optic Cleaning Kit Pro	
DT27 MTC LT / ST ZC CT	DT35 MTC LT / ST ZC CT	DT27 MTC LT / ST ZC CT	
cw / ccw	cw / ccw	cw / ccw	
0.1 mrad	0.1 mrad	0.1 mrad	
27 mrad	35 mrad	27 mrad	
±6 mrad	±6 mrad	±6 mrad	
37 mrad	40.6 mrad	37.7 mrad	
19.8 mrad	19.8 mrad	31.9 mrad	

TECH. DATA: DEFENCE & COMPETITION

						
Model	5-25x56 PM II		3-27x56 PM II High Power			
Magnification	5–25		3–27			
Internal objective diameter (mm in)	56 2.205		56 2.205			
Exit pupil-Ø (mm in)	11.0–2.3 0.43–0.09		8.7–2.1 0.34–0.08			
Field-of-view (m/100 m) (ft/100 yd)	5.3–1.5 15.9–4.5		13.0–1.4 39.0–4.2			
Length (mm in)	420 16.535		398 15.669			
Weight (g oz)	1,065–1,125 37.57–39.68		1,100–1,160 38.80–40.92			
Mounting system	Ring mount		Ring mount			
Main tube Ø (mm in)	34 1.34		34 1.34			
Outer diameter objective (mm in)	62 2.441		62 2.441			
Outer diameter ocular (mm in)	45.8 1.803		50 1.969			
Parallax adjustment (m yd)	10 – ∞ 10.94 – ∞		10 – ∞ 10.94 – ∞			
Reticles	P4FL, P5FL, MSR2, TREMOR3™		P4FL, MSR2, TREMOR3™			
Focal Plane	1		1			
Illumination	11 steps		11 steps			
Throw Lever V2 compatible	Yes		Yes			
Included	Tenebraex + Optic Cleaning Kit Pro		Tenebraex + Optic Cleaning Kit Pro			
Turrets (Elevation / Windage)	DT / ST	DT27 MTC LT / ST ZC CT	DT27 MTC LT / ST ZC CT	DT35 MTC LT / ST ZC CT	DT II+ MTC LT / ST II ZC LT	MT II MTC LT / DT II+ ZC LT
Turret rotation	cw / ccw	cw / ccw	cw / ccw	cw / ccw	cw / ccw	cw / ccw
Click value	0.1 mrad	0.1 mrad	0.1 mrad	0.1 mrad	0.1 mrad	0.05 mrad
Adjustment range elevation	26 mrad	27 mrad	27 mrad	35 mrad	30.5 mrad	39.5 mrad
Adjustment range windage	±6 mrad	±6 mrad	±6 mrad	±6 mrad	±6 mrad	±6.5 mrad
Internal travel elevation	34.2 mrad	31 mrad	42.3 mrad	42.3 mrad	42.3 mrad	42.3 mrad
Internal travel windage	16.8 mrad	15.5 mrad	20.6 mrad	20.6 mrad	20.2 mrad	20.2 mrad

TECH. DATA: DEFENCE & COMPETITION

						
6-36x56 PM II High Performance				5-45x56 PM II High Power		
6-36				5-45		
56 2.205				56 2.205		
8.3-1.6 0.33-0.06				8.8-1.2 0.35-0.05		
7.3-1.3 21.9-3.8*				7.8-0.9 23.4-2.6		
390 15.354				434 17.087		
940-995 33.16-35.10				1,130-1,190 39.86-41.98		
Ring mount				Ring mount		
34 1.34				34 1.34		
62 2.441				62 2.441		
50 1.969				50 1.969		
20 - ∞ 21.87 - ∞				30 - ∞ 32.81 - ∞		
P5FL, M1FL, MSR2, TR ² ID, TREMOR3™, TREMOR5™				P4FL, LRR-MIL, MSR2, TREMOR3™		
1				1		
11 steps				11 steps		
Yes				Yes		
Tenebraex + Optic Cleaning Kit Pro				Tenebraex + Optic Cleaning Kit Pro		
DT27 MTC CT / ST ZC LT	DT35 MTC CT / ST ZC LT	DT II+ MTC LT / ST II ZC LT	MT II MTC LT / DT II+ ZC LT	DT27 MTC LT / ST ZC CT	DT II+ MTC LT / ST II ZC LT	MT II MTC LT / DT II+ ZC LT
cw / ccw	cw / ccw	cw / ccw	cw / ccw	cw / ccw	cw / ccw	cw / ccw
0.1 mrad	0.1 mrad	0.1 mrad	0.05 mrad	0.1 mrad	0.1 mrad	0.05 mrad
27 mrad	35 mrad	30.5 mrad	39.5 mrad	27 mrad	27 mrad	29.5 mrad
±6 mrad	±6 mrad	±6 mrad	±6.5 mrad	±6 mrad	±6 mrad	±6.5 mrad
41 mrad	41 mrad	41 mrad	41 mrad	29.6 mrad	32.1 mrad	32.1 mrad
21 mrad	21 mrad	21 mrad	21 mrad	21.1 mrad	14.7 mrad	14.7 mrad

* Field-of-view (USA) 6-36x56 PM II High Performance (m/100 m) | (ft/100 yd): 6.2-1.1 | 18.6-3.2



SERVICE

QUALITY AND CUSTOMER SATISFACTION IN FOCUS

Customers who choose a Schmidt & Bender riflescope benefit from excellent customer service directly at our production site in Germany. Expertise, reliability, and efficiency form the foundation of our customer support. Each request is handled individually by highly qualified specialists. Whether hunter, competition shooter, or professional users Schmidt & Bender provides customized service solutions.

COMPREHENSIVE SERVICE OPTIONS

From nitrogen refilling to upgrading elevation and windage turrets or retrofitting new reticles Schmidt & Bender offers a wide range of maintenance and upgrade services. Even older models can be maintained or serviced over decades.

PRODUCT REGISTRATION FOR ADDITIONAL PROTECTION

By registering the riflescope, customers can secure additional protection and ensure easier identification in case of loss or theft. This offers an extra layer of security beyond the legal warranty.

EASY PROCESSING & EXPERT SUPPORT

Schmidt & Bender ensures a straightforward and transparent handling of all service inquiries. Customers can contact our skilled service team at any time for advice or clarification. Additional information and all relevant forms are available online in the “Service” section.

TRANSPARENT COSTS

Every riflescope received is documented with a confirmation notice. For repairs not covered under warranty, customers receive a detailed cost estimate beforehand. The customer may accept or decline the service, always ensuring full transparency and complete cost control.


SERVICE SHORTLINKS




Product registration



Your opinion



Convert your turrets



Service case

SERVICE CENTERS

Schmidt u. Bender GmbH & Co. KG Optische Geräte

Service-Center

Am Großacker 42
35444 Biebertal, Fellingshausen
Germany

Phone: +49 (0) 6 40 9 / 81 15 - 20
Fax: +49 (0) 6 40 9 / 81 15 - 60
E-Mail: service@schmidt-bender.de

Opening Hours

Monday–Friday 8:00 a.m. – 4:00 p.m.
German local time

Schmidt & Bender Inc.

Service-Center

204 McGhee Rd
Winchester, VA 22603
U.S.A.

Phone: +1 (540) 450 8132

E-Mail: service@schmidt-bender-us.com

Opening Hours

Monday–Friday 8:30 a.m. – 5:00 p.m.
Eastern Standard Time (EST)

SUBSCRIBE TO OUR CHANNELS

Stay up to date – whether on social media or via our newsletter – and never miss any news!

Discover exciting content, tips, and insights about our products.



Website



Facebook



Instagram



Youtube



CAREERS AT SCHMIDT & BENDER

WHERE PEOPLE MAKE THE DIFFERENCE

As a medium-sized, family owned company, Schmidt & Bender knows that success is always a team effort. Our leading position in the industry and our technological edge are built on the knowledge, experience, and dedication of our employees. Recognition of performance and the support of personal development are integral parts of our corporate culture.

WORKING AT EYE LEVEL

At Schmidt & Bender, employees actively contribute to the development of new products and bring their ideas to life. Flat hierarchies and short decision making paths create space for initiative and open communication. We offer an inspiring work environment shaped by trust, appreciation, and fairness where people truly matter.

COMMITMENT DESERVES RECOGNITION

This appreciation is also reflected in our strong employment benefits. A permanent contract, competitive salary, a company pension scheme, and 30 days of annual leave are just the beginning. Through diverse training opportunities from weapons expertise to international development programs we support our employees in their personal and professional growth.

INNOVATION THROUGH TEAM SPIRIT

A career at Schmidt & Bender means being part of a team working with passion and expertise on the solutions of today and tomorrow. Together with our employees, we shape the future with commitment, teamwork, and a steadfast dedication to quality and innovation.



MORE THAN PERFORMANCE

TOP PERFORMANCE IN THE HUNT

The passion for hunting has been deeply rooted in Schmidt & Bender's identity since its founding. This tradition is reflected in the technical sophistication of its hunting riflescopes. All product lines for hunters impress with exceptional durability, highly reliable precision mechanics, advanced optical components and state of the art multi-layer coatings. Success in the field is success through technology.


TOP PERFORMANCE IN COMPETITION

Precision and durability define Schmidt & Bender's riflescopes for competitive shooting. Maximum accuracy in every adjustment and outstanding optical performance enable shooters to succeed at the highest level in both dynamic and static precision disciplines. This technical synergy is a key factor in competitive success up to international titles and world championships. Through close collaboration with leading competitors, Schmidt & Bender continuously develops innovations that set new standards and contribute to numerous medal wins at elite competition levels.

TOP PERFORMANCE IN DEFENCE

Decades of proven performance in professional service. With the PM line of riflescopes, Schmidt & Bender has further strengthened its position as a market leader in tactical precision optics for military and law enforcement. Today, Schmidt & Bender is the most widely used riflescope brand within NATO and is regarded as a technological pioneer for the most demanding operational optics.

The products stand for extreme ruggedness, absolute reliability and top-tier precision from close range to extreme long range. Numerous government agencies, military units, as well as police, anti-terror and special forces around the globe rely on this premium technology, engineered for dependable readiness under every conceivable condition.



Surface analysis of polished materials using interferometry

MORE THAN TECHNOLOGY

MORE THAN A RIFLESCOPE

A Schmidt & Bender is not just a riflescope it is a high precision opto-mechanical system engineered in every detail for maximum performance. Every component is designed to operate reliably even where other systems reach their limits.



WATERPROOF

Precision sealing technology ensures complete waterproofing and internal fog proof performance. Standard models are pressure resistant to 3 m, while versions for special forces withstand up to 25 m water depth engineered for maximum reliability in any environment.

EXTREMELY DURABLE

Thanks to an exceptionally robust lightweight construction, high-grade metal components and precise manufacturing, Schmidt & Bender riflescopes withstand accelerations of over 1,000 g. The turret mechanics offer extremely high repeatability with clearly defined, tactile and consistently stable clicks.



TEMPERATURE-STABLE

Whether in arctic cold or desert heat, the functional temperature range is $-46\text{ }^{\circ}\text{C}$ to $+63\text{ }^{\circ}\text{C}$, depending upon selected model. Mechanics, optics and electronics operate with absolute reliability and reproducibility even under extreme temperature conditions.

OPTICAL EXCELLENCE

High performance optic design and advanced multi-layer coatings deliver outstanding image quality. The optics provide extremely high resolution, bright and high contrast visuals, and over 90% light transmission for target identification even under challenging lighting conditions.



SUSTAINABILITY IN FOCUS

AT SCHMIDT & BENDER

Schmidt & Bender has firmly anchored sustainability within its corporate objectives. With a holistic approach and concrete initiatives, the company contributes to climate protection, resource conservation, and social responsibility. Schmidt & Bender demonstrates that sustainability and premium quality can go hand in hand for a better, more responsible future.

CLIMATE PROTECTION AS A CENTRAL MISSION

Schmidt & Bender aims to achieve CO₂ neutrality by 2030, covering both its Company Carbon Footprint (CCF) and Product Carbon Footprint (PCF). Since 2023, the company has been storing 270 tons of CO₂ annually by supporting regional reforestation projects with the partner DEUTIM. These forests not only store CO₂ but also create valuable habitats for wildlife.

SUSTAINABILITY ORGANIZATION AND RESPONSIBILITY

Schmidt & Bender is committed to the global sustainability goals set by the United Nations the 17 Sustainable Development Goals (SDGs). These goals outline the path toward 2030 and call for dedicated contributions from companies, politics, and society alike.

SOCIAL VALUE CREATION

Schmidt & Bender is an active partner in fostering a sustainable society. The company supports regional initiatives, clubs, and hunting associations, and invests heavily in education and research. As a StudiumPlus partner of the Technische Hochschule Mittelhessen (THM) and in cooperation with Justus Liebig University, Schmidt & Bender promotes dual study programs as well as bachelor's, master's, and doctoral theses. Internally, training and development play a major role from regional apprenticeship programs to continuous professional development. Additionally, Schmidt & Bender requires all suppliers to uphold human rights and ensuring responsible value creation throughout the entire supply chain.

RESOURCE CONSERVATION THROUGH LONG LASTING PRODUCTS

Durability and resource efficiency are essential principles at Schmidt & Bender. The company relies on high quality materials sourced from Germany, long lasting product designs, and recycling focused processes. A 20 year guarantee on material availability ensures products can be serviced and used for decades. Newly developed packaging made from 100% recyclable paper and cardboard, along with compostable bio-PVC, highlights the company's commitment to environmentally responsible solutions.



ECOVADIS CERTIFICATE

GERMAN PRECISION FOR THE HIGHEST DEMANDS

Since its founding in 1957, the German family owned company Schmidt & Bender has specialized in the development and production of high-quality optics that meet the highest requirements in hunting, competition shooting, and professional applications. What sets Schmidt & Bender apart is the quality seal “Made in Germany” a promise of precision, reliability, and long term durability.

The company relies on in house manufacturing, state of the art production methods, and careful final inspection of every single product. Highly skilled specialists develop and build each riflescope with a level of detail achievable only through decades of experience and a genuine passion for perfection.

Choosing Schmidt & Bender means choosing true German engineering crafted for perfectionists and built to meet the highest demands.



Facebook



Instagram



Youtube

CONTACT

Schmidt u. Bender GmbH & Co. KG Optische Geräte
Am Großacker 42 | 35444 Biebertal, Germany
T: +49 (0) 64 09/81 15-0
M: info@schmidt-bender.com



VISIT OUR WEBSITE

ID: 971-222-026-EN • V04/26 • 2026-06-08 • © Schmidt u. Bender GmbH & Co. KG Optische Geräte
Subject to errors and technical modifications. The General Terms and Conditions of Schmidt u. Bender GmbH & Co. KG Optische Geräte will apply.
Sales and distribution via special dealers only.